

GRUPPO **LUBE**

TAVOLI CLASSICI

2024

CLASSIC TABLE

2024

LA COLLEZIONE DI TAVOLI CLASSICI SI ARRICCHISCE CON NUOVE FINITURE E NUOVI PRODOTTI DI GRANDE FASCINO E SENZA TEMPO.

CON LA NUOVA COLLEZIONE DI TAVOLI CLASSICI SARÀ FACILE ARREDARE LA CUCINA OPPURE LA SALA DA PRANZO DONANDO STILE E RICERCATEZZA DI DETTAGLI. UNA COLLEZIONE CHE CONSENTE DI TROVARE IL TAVOLO GIUSTO PER OGNI TIPO DI AMBIENTE DAL PIÙ CLASSICO AL PIÙ RICERCATO, DAL COUNTRY AL CONTEMPORANEO, RICCA DI FINITURE E PER I COLORI PER RENDERE PERSONALE LO SPAZIO CHE DEDICHIAMO ALLA CONVIVIALITÀ.

THE COLLECTION OF CLASSIC TABLES IS ENRICHED WITH NEW FINISHES AND NEW PRODUCTS OF GREAT CHARM AND TIMELESS APPEAL.

WITH THE NEW COLLECTION OF CLASSIC TABLES MAKES IT EASY TO FURNISH BOTH THE KITCHEN AND THE DINING ROOM, ADDING STYLE AND REFINED DETAILS. THIS COLLECTION ALLOWS YOU TO FIND THE PERFECT TABLE FOR EVERY TYPE OF ENVIRONMENT, FROM THE MOST CLASSIC TO THE MOST SOPHISTICATED, FROM COUNTRY TO CONTEMPORARY. IT OFFERS A WIDE RANGE OF FINISHES AND COLORS TO PERSONALIZE THE SPACE DEDICATED TO CONVIVIALITY.





TAVOLI IN LEGNO MASSELLO E IMPIALLACCIATI
NELLE FINITURE FRASSINO TINTO E LACCATO A PORO APERTO

VENEERED AND SOLID WOOD TABLES
IN ASH WOOD STAINED AND OPEN-PORE LACQUERED FINISHES



RUBINO

TAVOLO ALLUNGABILE
EXTENDABLE TABLE

PAG. 8



TURCHESE

TAVOLO ALLUNGABILE
EXTENDABLE TABLE

PAG. 12



CORALLO

TAVOLO ALLUNGABILE
EXTENDABLE TABLE

PAG.16



AGATA

TAVOLO ALLUNGABILE
EXTENDABLE TABLE

PAG. 20



ZIRCONE LIBRO

TAVOLO ALLUNGABILE
EXTENDABLE TABLE

PAG. 24

TAVOLI IMPIALLACCIATI E LACCATI
NELLE FINITURE FRASSINO TINTO E LACCATO A PORO APERTO O
FAGGIO LACCATO A PORO CHIUSO

VENEERED AND LACQUERED TABLES
IN STAINED ASH AND OPEN-PORE LACQUERED OR BEECH LACQUERED IN CLOSED PORE FINISHES



SALGEMMA

TAVOLO ALLUNGABILE
EXTENDABLE TABLE

PAG. 30



AZZURRITE

TAVOLO ALLUNGABILE
EXTENDABLE TABLE

PAG. 34



AMBRA

TAVOLO ALLUNGABILE
EXTENDABLE TABLE

PAG. 38



QUARZO

TAVOLO ALLUNGABILE
EXTENDABLE TABLE

PAG. 42



DIASPRO

TAVOLO ALLUNGABILE
EXTENDABLE TABLE

PAG. 46

TAVOLI IMPIALLACCIATI PIANO IMPIALLACCIATO O IN FENIX E LAMINATO COME TOP
NELLE FINITURE FRASSINO TINTO E LACCATO A PORO APERTO

VENEERED TABLES WITH A VENEERED OR FENIX TOP, IN TOP FINISHES
IN STAINED ASH AND OPEN-PORE LACQUER FINISHES



AMETISTA

TAVOLO ALLUNGABILE
EXTENDABLE TABLE

PAG. 52



ZAFFIRO

TAVOLO ALLUNGABILE
EXTENDABLE TABLE

PAG. 56



ZAFFIRO ROTONDO

TAVOLO ALLUNGABILE
EXTENDABLE TABLE

PAG. 60



MADREPERLA

TAVOLO ALLUNGABILE
EXTENDABLE TABLE

PAG. 64



MADREPERLA ROTONDO

TAVOLO ALLUNGABILE
EXTENDABLE TABLE

PAG. 68



GIADA

TAVOLO ALLUNGABILE
EXTENDABLE TABLE

PAG. 72



CORNIOLA

TAVOLO ALLUNGABILE
EXTENDABLE TABLE

PAG. 76



SODALITE

TAVOLO ALLUNGABILE
EXTENDABLE TABLE

PAG. 80



SMERALDO LIBRO

TAVOLO ALLUNGABILE
EXTENDABLE TABLE

PAG. 84



OPALE LIBRO

TAVOLO ALLUNGABILE
EXTENDABLE TABLE

PAG. 88



MANGANO

TAVOLO ALLUNGABILE
EXTENDABLE TABLE

PAG. 92



TOPAZIO

TAVOLO ALLUNGABILE
EXTENDABLE TABLE

PAG. 96

TAVOLI FRATINI E PANCHE IMPIALLACCIATI
NELLE FINITURE FRASSINO TINTO E LACCATO A PORO APERTO

VENEERED REFECTORY TABLES AND BENCHES
IN ASH STAINED AND OPEN-PORE LACQUERED FINISHES



CROTON

TAVOLO ALLUNGABILE
A RICHIESTA
EXTENDABLE TABLE ON REQUEST

PAG. 102



LOTO

TAVOLO ALLUNGABILE
A RICHIESTA
EXTENDABLE TABLE ON REQUEST

PAG. 106



SEDUM

TAVOLO ALLUNGABILE
A RICHIESTA
EXTENDABLE TABLE ON REQUEST

PAG. 110



SILENE

TAVOLO ALLUNGABILE
EXTENDABLE TABLE

PAG. 114



CICAS

PANCA COMPLETA
AD ANGOLO
COMPLETE CORNER BENCH

PAG. 118



NIGELLA

PANCA COMPLETA
AD ANGOLO
COMPLETE CORNER BENCH

PAG. 122



EDERA

PANCA COMPLETA
AD ANGOLO
COMPLETE CORNER BENCH

PAG. 126



CAMBRIA

PANCA COMPLETA
AD ANGOLO
COMPLETE CORNER BENCH

PAG. 130



ALSOBIA

PANCA COMPLETA
AD ANGOLO
COMPLETE CORNER BENCH

PAG. 134

INDICE ALFABETICO TAVOLI E PANCHE

ALPHABETICAL INDEX TABLES AND BENCHES

20	AGATA	126	EDERA	110	SEDUM
134	ALSOBIA	72	GIADA	114	SILENE
38	AMBRA	106	LOTO	84	SMERALDO LIBRO
52	AMETISTA	64	MADREPERLA	80	SODALITE
34	AZZURRITE	68	MADREPERLA ROTONDO	96	TOPAZIO
130	CAMBRIA	92	MANGANO	12	TURCHESE
118	CICAS	122	NIGELLA	56	ZAFFIRO
16	CORALLO	88	OPALE LIBRO	60	ZAFFIRO ROTONDO
76	CORNIOLA	42	QUARZO	24	ZIRCONE LIBRO
102	CROTON	8	RUBINO		
46	DIASPRO	30	SALGEMMA		

N.B.: PER MISURE DIVERSE DA QUELLE RIPORTATE NELLA TABELLA, PER I TAVOLI FRATINO, LE PANCHE E RICHIESTE SPECIALI (TIPO I COLORI NON PRESENTI NELLA SELEZIONE), PROCEDERE SEMPRE CON RICHIESTA DI FATTIBILITÀ E PREVENTIVO.

NOTE: FOR SIZES OTHER THAN THOSE SHOWN IN THE TABLE, FOR REFECTORY TABLES, THE BENCHES AND SPECIAL REQUESTS (SUCH AS COLORS NOT PRESENT IN THE SELECTION) ALWAYS PROCEED WITH A FEASIBILITY REQUEST AND ESTIMATE.



TAVOLI IN LEGNO MASSELLO E IMPIALLACCIATI

NELLE FINITURE FRASSINO TINTO E
LACCATO A PORO APERTO

TUTTA LA BELLEZZA DEL LEGNO

L'INTERPRETAZIONE MIGLIORE DEL TAVOLO CLASSICO, QUELLA CHE SFRUTTA LA BELLEZZA E L'ELEGANZA DEL VERO LEGNO, CHE SIA MASSELLO ED IMPIALLACCIATO.

VENEERED AND SOLID WOOD TABLES

IN ASH WOOD STAINED AND OPEN-PORE LACQUERED FINISHES

THE WHOLE BEAUTY OF WOOD

THE FINEST INTERPRETATION OF THE CLASSIC TABLE, TO LEVERAGE THE BEAUTY AND ELEGANCE OF REAL WOOD, WHETHER SOLID OR VENEERED.



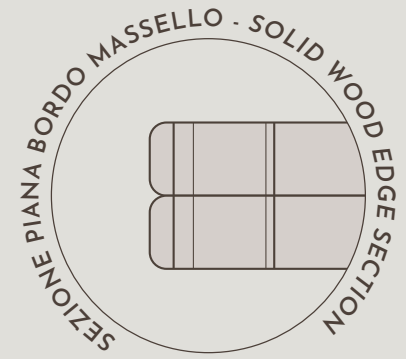
LEGNO MASSELLO
E IMPIALLACCIATO
WOODEN AND VENEERED

RUBINO

TAVOLO / TABLE

TAVOLO ALLUNGABILE

STRUTTURA E PIANO SAGOMATO SP.3+3 IN LEGNO MASSELLO,
GIRO H 11,5 E GAMBE TORNITE TUTTE IN LEGNO MASSELLO
NELLE FINITURE FRASSINO TINTO E LACCATO A PORO APERTO VEDI PAG. 144-152



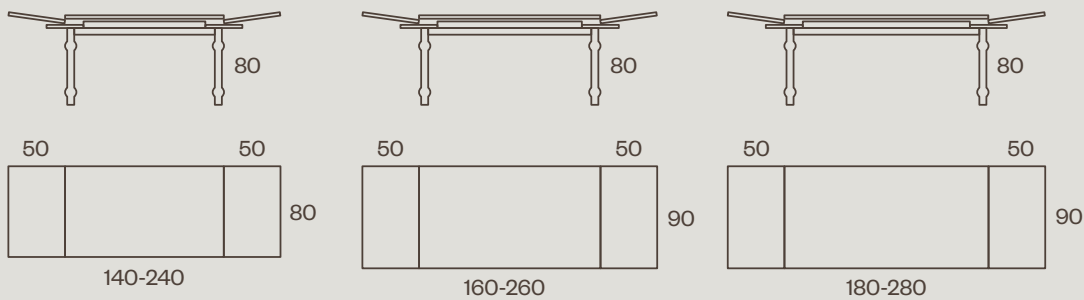
EXTENDABLE TABLE

*STRUCTURE AND SHAPED TOP THICKNESS 3+3 IN SOLID WOOD,
SKIRT H 11.5 AND TURNED LEGS ALL IN SOLID WOOD
IN OPEN PORE STAINED AND LACQUERED ASH FINISHES SEE PAGE 144-152*

140 X 80 H 80
N.2 PROLUNGHE DA 50 / N.2 EXTENSIONS CM 50

160 X 90 H 80
N.2 PROLUNGHE DA 50 / N.2 EXTENSIONS CM 50

180 X 90 H 80
N.2 PROLUNGHE DA 50 / N.2 EXTENSIONS CM 50



VARIANTE GAMBE / LEG OPTION



G.D1

**NON REALIZZABILE FUORI MISURA
NOT POSSIBLE OUT OF SIZE**



LEGNO MASSELLO
E IMPIALLACCIATO
WOODEN AND VENEERED



LEGNO MASSELLO
SOLID WOOD



VARIANTE GAMBE
LEG OPTION



G.D1

CODICE / CODE

DIMENSIONI / DIMENSIONS

08RU140MGM

140x80 H 80 / All 240 massello / giro massello solid / solid ride

08RU160MGM

160x90 H 80 / All 260 massello / giro massello solid / solid ride

08RU180MGM

180x90 H 80 / All 280 massello / giro massello solid / solid ride



LEGNO MASSELLO
E IMPIALLACCIATO
WOODEN AND VENEERED

TURCHESE

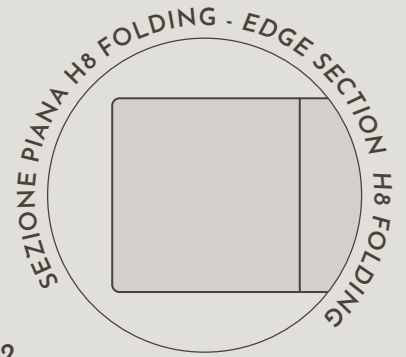
TAVOLO / TABLE

TAVOLO ALLUNGABILE

PIANO LISTELLARE FOLDING H 8

GAMBE SAGOMATE IN LEGNO MASSELLO

NELLE FINITURE FRASSINO TINTO E LACCATO A PORO APERTO VEDI PAG. 144-152



EXTENDABLE TABLE

FOLDING SLATTED TOP, THICKNESS 8

SHAPED LEGS IN SOLID WOOD

IN STAINED ASH AND OPEN-PORE LACQUERED FINISHES SEE PAGE. 144-152

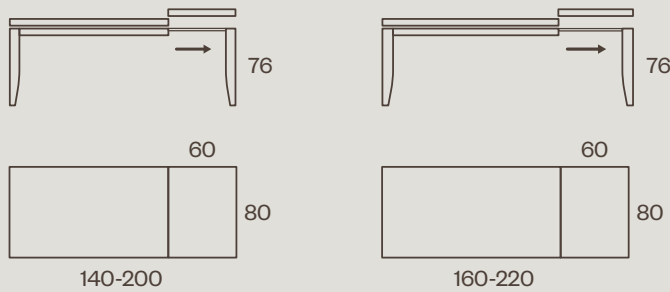


140 X 80 H 76


N.1 PROLUNGA DA 60 / N.1 EXTENSION CM 60

160 X 80 H 76

N.1 PROLUNGA DA 60 / N.1 EXTENSION CM 60



STRUTTURA GAMBE A PONTE / BRIDGE LEGS STRUCTURE



G.E1



LEGNO MASSELLO
E IMPIALLACCIATO
WOODEN AND VENEERED



LISTELLARE FOLDING
STRIP-BOARDED
FOLDING

LEGNO MASSELLO
SOLID WOOD

STRUTTURA GAMBE
A PONTE
BRIDGE LEGS
STRUCTURE



G.E1

CODICE / CODE

08TU140IGI

08TU160IGI

DIMENSIONI / DIMENSIONS

140x80 H 76 / All 200 piano listellare folding folding blockboard top

160x80 H 76 / All 220 piano listellare folding folding

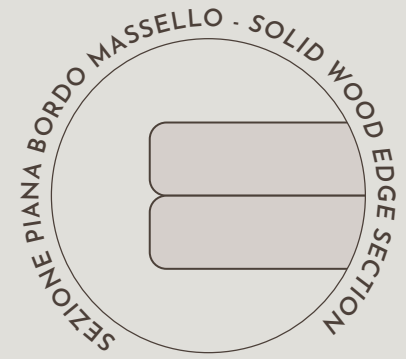
TURCHESE



LEGNO MASSELLO
E IMPIALLACCIATO
WOODEN AND VENEERED

CORALLO

TAVOLO / TABLE



TAVOLO ALLUNGABILE

PIANO IMPIALLACCIATO 3+3, BORDO MASSELLO,

GIRO IMPIALLACCIATO H 12, GAMBE IN LEGNO MASSELLO:

A PIRAMIDE CON FRESATA CIRCOLARE - A SCIABOLA - TORNITE -

SQUADRATE 6X6, COMPLETO DI SPIANATOIA E MATTARELLO

NELLE FINITURE FRASSINO TINTO E LACCATO A PORO APERTO VEDI PAG. 144-152

EXTENDABLE TABLE

VENEERED TOP 3+3, SOLID EDGE,

VENEERED SKIRT HEIGHT 12, SOLID WOOD LEGS:

PYRAMID WITH CIRCULAR MILLING - SABER-SHAPED - TURNED -

SQUARE 6X6, COMPLETE WITH CUTTING BOARD AND ROLLING PIN

IN STAINED ASH AND OPEN-PORE LACQUERED FINISHES SEE PAGE 144-152

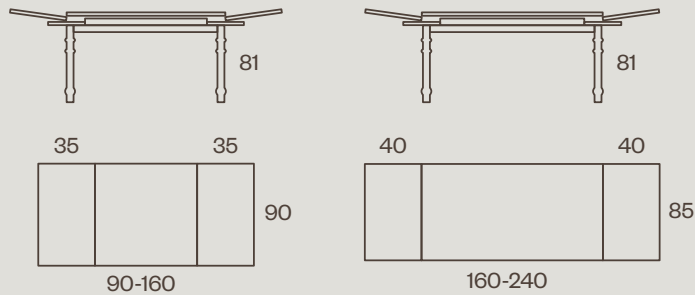


90 X 90 H 81

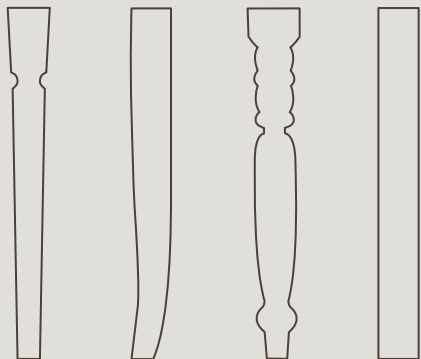
N.2 PROLUNGHE DA 35 / N.2 EXTENSIONS CM 35

160 X 85 H 81

N.2 PROLUNGHE DA 40 / N.2 EXTENSIONS CM 40



VARIANTI GAMBE / LEG OPTIONS



G.B1

G.B2

G.B3

G.B4



LEGNO MASSELLO
E IMPIALLACCIATO
WOODEN AND VENEERED



IMPIALLACCIATO
VENEERED

LEGNO MASSELLO
SOLID WOOD

VARIANTI GAMBE
LEG OPTIONS



G.B1



G.B2



G.B3



G.B4

CODICE / CODE

08RL090IGI

08RL160IGI

DIMENSIONI / DIMENSIONS

90x90 H 81 / All 160 imp. / giro imp. veneered / veneered ride

160x85 H 81 / All 240 imp. / giro imp. veneered / veneered ride



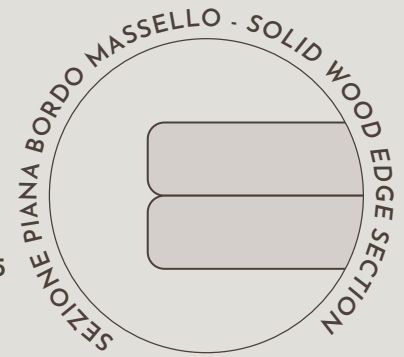
LEGNO MASSELLO
E IMPIALLACCIATO
WOODEN AND VENEERED

AGATA

TAVOLO / TABLE

TAVOLO ALLUNGABILE

PIANO IMPIALLACCIATO SP. 3+3., BORDO MASSELLO, GIRO IMPIALLACCIATO H 11.5
GAMBE IN LEGNO MASSELLO: SAGOMATE CON TACCHETTO O TORNITE,
COMPLETO DI SPIANATOIA, CASSETTO, TAGLIERE E MATTARELLO
NELLE FINITURE FRASSINO TINTO E LACCATO A PORO APERTO VEDI PAG. 144-152



EXTENDABLE TABLE

VENEERED TOP 3+3 MM THICK, SOLID EDGE, VENEERED SKIRT HEIGHT 11.5 CM

SOLID WOOD LEGS: SHAPED WITH STUD OR TURNED,

COMPLETE WITH ROLLING BOARD, DRAWER, CUTTING BOARD, AND ROLLING PIN

IN STAINED ASH AND OPEN-PORE LACQUERED FINISHES SEE PAGE 144-152



140 X 80 H 80

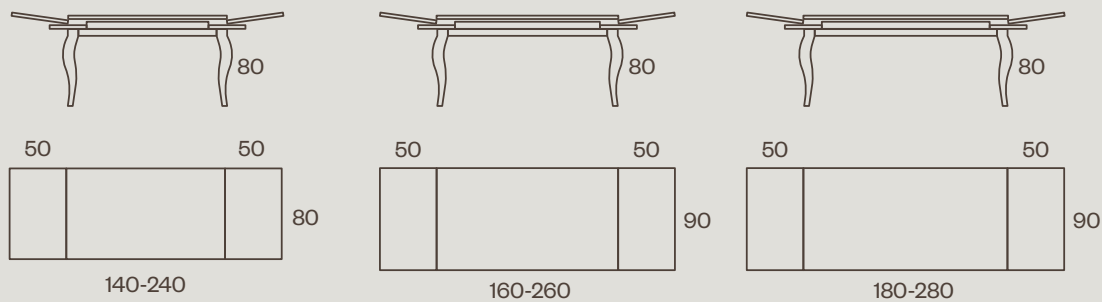
N.2 PROLUNGHE DA 50 / N.2 EXTENSIONS CM 50

160 X 90 H 80

N.2 PROLUNGHE DA 50 / N.2 EXTENSIONS CM 50

180 X 90 H 80

N.2 PROLUNGHE DA 50 / N.2 EXTENSIONS CM 50



VARIANTI GAMBE / LEG OPTIONS



G.A1

G.A2

NON REALIZZABILE FUORI MISURA

NOT POSSIBLE OUT OF SIZE



LEGNO MASSELLO
E IMPIALLACCIATO
WOODEN AND VENEERED



IMPIALLACCIATO
VENEERED



LEGNO MASSELLO
SOLID WOOD



VARIANTI GAMBE
LEG OPTIONS



G.A1



G.A2

CODICE / CODE

08GT140IGI

08GT160IGI

08GT180IGI

DIMENSIONI / DIMENSIONS

140x80 H 80 / All 240 imp. / giro imp. veneered / veneered ride

160x90 H 80 / All 260 imp. / giro imp. veneered / veneered ride

180x90 H 80 / All 280 imp. / giro imp. veneered / veneered ride



LEGNO MASSELLO
E IMPIALLACCIATO
WOODEN AND VENEERED

ZIRCONE LIBRO

TAVOLO / TABLE

TAVOLO ALLUNGABILE

PIANO IMPIALLACCIATO BORDO MASSELLO SP. 2,5+2,5

GIRO IMPIALLACCIATO H 12, GAMBE IN LEGNO MASSELLO:

A PIRAMIDE CON FRESATA CIRCOLARE - A SCIABOLA - TORNITE - SQUADRATE 6X6

NELLE FINITURE FRASSINO TINTO E LACCATO A PORO APERTO. VEDI PAG. 144-152



EXTENDABLE TABLE

VENEERED TOP, SOLID EDGE OR VENEERED EDGE, THICKNESS 2.5+2.5,

VENEERED SKIRT HEIGHT 12, SOLID WOOD LEGS:

PYRAMID WITH CIRCULAR MILLING - SABER-SHAPED - TURNED - SQUARE 6X6

IN STAINED ASH AND OPEN-PORE LACQUERED FINISHES. SEE PAGE 144-152

80 X 80 H 80

N.1 PROLUNGA DA 80 / N.1 EXTENSION CM 80

90 X 90 H 80

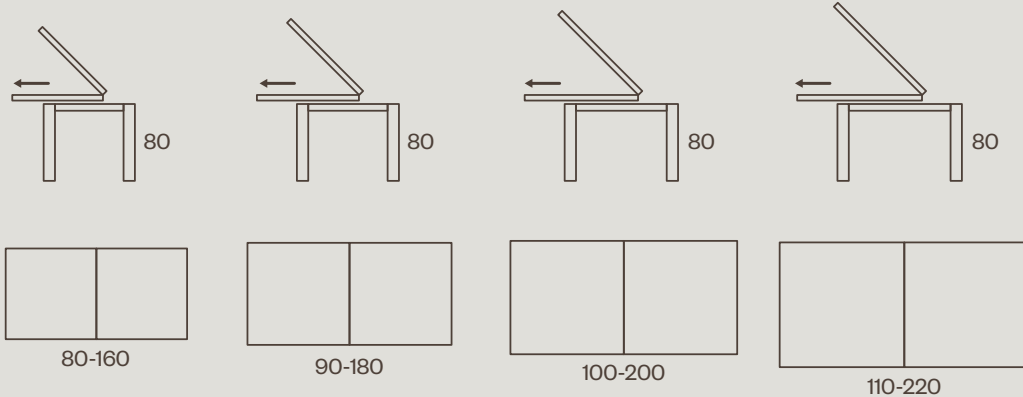
N.1 PROLUNGA DA 90 / N.1 EXTENSION CM 90

100 X 100 H 80

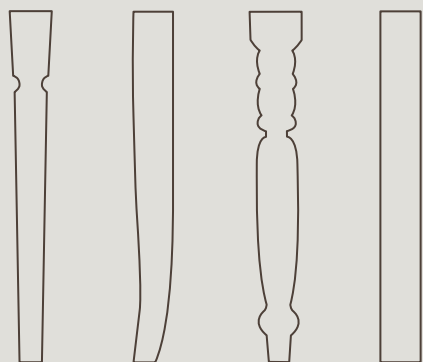
N.1 PROLUNGA DA 100 / N.1 EXTENSION CM 100

110 X 110 H 80

N.1 PROLUNGA DA 110 / N.1 EXTENSION CM 110



VARIANTI GAMBE / LEG OPTIONS



G.B1

G.B2

G.B3

G.B4



LEGNO MASSELLO
E IMPIALLACCIATO
WOODEN AND VENEERED



VARIANTI GAMBE
LEG OPTIONS



G.B1



G.B2



G.B3



G.B4

CODICE / CODE

DIMENSIONI / DIMENSIONS

08ZC080IGI

80x80 H 80 / All 160 imp. / giro imp. veneered / veneered ride

08ZC090IGI

90x90 H 80 / All 180 imp. / giro imp. veneered / veneered ride

08ZC100IGI

100x100 H 80 / All 200 imp. / giro imp. veneered / veneered ride

08ZC110IGI

110x110 H 80 / All 220 imp. / giro imp. veneered / veneered ride



TAVOLI IMPIALLACCIATI E LACCATI

NELLE FINITURE FRASSINO TINTO E LACCATO A
PORO APERTO O FAGGIO LACCATO A PORO CHIUSO

LINEE NATURALI

LINEE SINUOSE E MATERIALI NATURALI DI QUALITÀ: È QUESTO QUELLO CHE
CONTRADDISTINGUE I TAVOLI IMPIALLACCIATI E LACCATI, DOVE LE MOLTEPLICI FINITURE
DANNO PERSONALITÀ ALL'AMBIENTE.

VENEERED AND LACQUERED TABLES

*IN STAINED ASH AND OPEN-PORE LACQUERED OR BEECH
LACQUERED IN CLOSED PORE FINISHES*

NATURAL LINES

SINUOUS LINES AND HIGH-QUALITY NATURAL MATERIALS: THAT'S WHAT
DISTINGUISHES VENEERED AND LACQUERED TABLES, WHERE THE NUMEROUS
FINISHES ADD PERSONALITY TO THE ENVIRONMENT.



IMPIALLACCIATO
E LACCATO
VENEERED AND LACQUERED

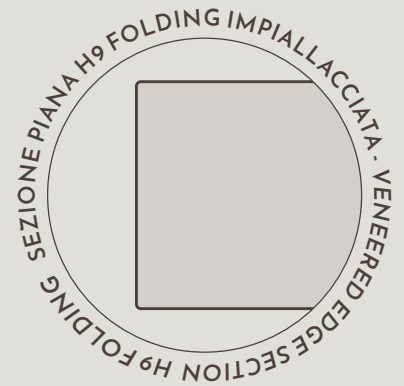
SALGEMMA

TAVOLO / TABLE

TAVOLO ALLUNGABILE

PIANO IN FOLDING H 9 IMPIALLACCIATO

GAMBE A SCIABOLA 9X9, SQUADRATE 7X7 O TORNITE D.11 IN LEGNO MASSELLO
NELLE FINITURE FRASSINO TINTO E LACCATO A PORO APERTO O FAGGIO
LACCATO A PORO CHIUSO VEDI PAG. 144-153



LACCATO
LACQUERED



LEGNO MASSELLO
SOLID WOOD

EXTENDABLE TABLE

VENEERED FOLDING TOP HEIGHT 9

9X9 SABER-SHAPED LEGS, 7X7 SQUARE LEGS, OR TURNED LEGS DIAMETER.11 IN SOLID WOOD

IN STAINED ASH AND OPEN-PORE LACQUERED FINISHES OR BEECH LACQUERED IN CLOSED PORE,

SEE PAGE 144-153

140 X 90 H 77

N.3 PROLUNGHE DA 40 / N.3 EXTENSION CM 40

150 X 90 H 77

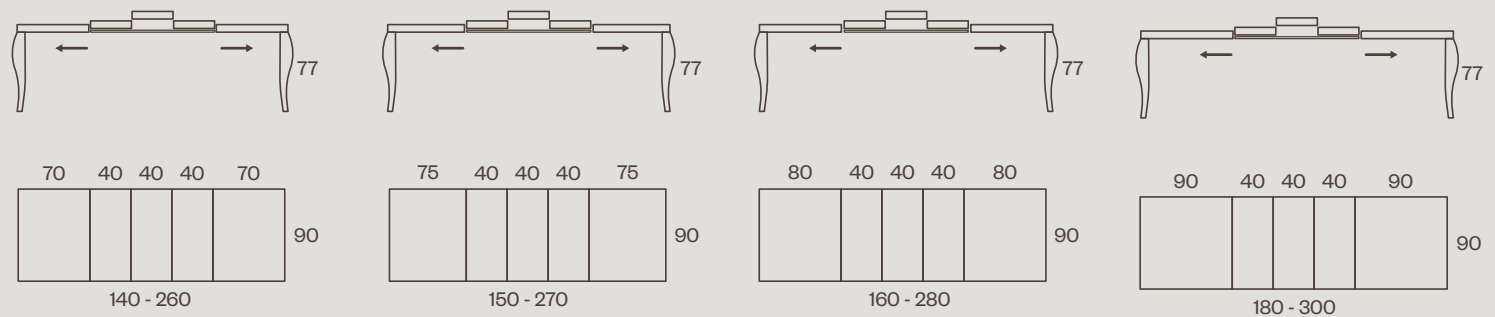
N.3 PROLUNGHE DA 40 / N.3 EXTENSION CM 40

160 X 90 H 77

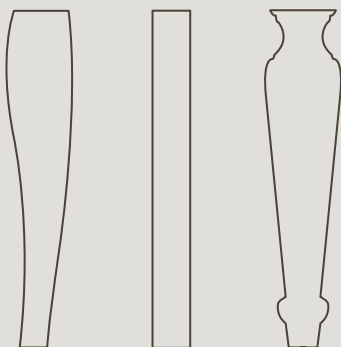
N.3 PROLUNGHE DA 40 / N.3 EXTENSION CM 40

180 X 90 H 77

N.3 PROLUNGHE DA 40 / N.3 EXTENSION CM 40



VARIANTI GAMBE / LEG OPTIONS



G.F1

G.F2

G.F3



IMPIALLACCIATO
E LACCATO
VENEERED AND LACQUERED



LACCATO
LACQUERED



LEGNO MASSELLO
SOLID WOOD



APERTO CON 2 PROLUNGHE
OPENED WITH 2 EXTENSIONS

VARIANTI GAMBE
LEG OPTIONS



G.F1



G.F2



G.F3

CODICE / CODE	DIMENSIONI / DIMENSIONS
08SG140IGI	140x90 H 77 / All 260 imp. / giro imp. veneered / veneered ride
08SG150IGI	150x90 H 77 / All 270 imp. / giro imp. veneered / veneered ride
08SG160IGI	160x90 H 77 / All 280 imp. / giro imp. veneered / veneered ride
08SG180IGI	180x90 H 77 / All 300 imp. / giro imp. veneered / veneered ride
08SG140TGL	140x90 H 77 / All 260 laccato / giro laccato lacquered / lacquered ride
08SG150TGL	150x90 H 77 / All 270 laccato / giro laccato lacquered / lacquered ride
08SG160TGL	160x90 H 77 / All 280 laccato / giro laccato lacquered / lacquered ride
08SG180TGL	180x90 H 77 / All 300 laccato / giro laccato lacquered / lacquered ride



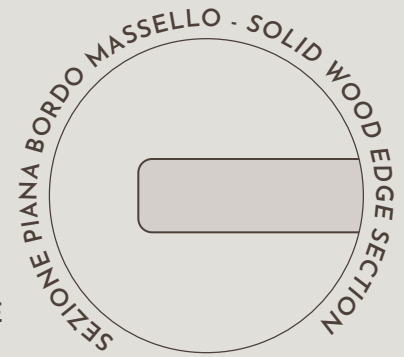
IMPIALLACCIATO
E LACCATO
VENEERED AND LACQUERED

AZZURRITE

TAVOLO / TABLE

TAVOLO ALLUNGABILE

PIANO IMPIALLACCIATO SP. 3, BORDO MASSELLO, GIRO IMPIALLACCIATO H 9
GAMBE IN LEGNO MASSELLO QUADRATE 7X7 CON FRESATE VERTICALI O LISCE
NELLE FINITURE FRASSINO TINTO E LACCATO A PORO APERTO O FAGGIO
LACCATO A PORO CHIUSO VEDI PAG. 144-153.



LACCATO
LACQUERED



LEGNO MASSELLO
SOLID WOOD

EXTENDABLE TABLE

VENEERED TOP THICKNESS 3, SOLID EDGE, VENEERED SKIRT HEIGHT 9
7X7 SOLID WOOD SQUARE LEGS WITH VERTICAL OR SMOOTH MILLING
IN STAINED ASH OR BEECH LACQUERED IN CLOSED PORE FINISHES,
SEE PAGE 144-153

140 X 90 H 78

N.1 PROLUNGA DA 60 / N.1 EXTENSION CM 60

150 X 90 H 78

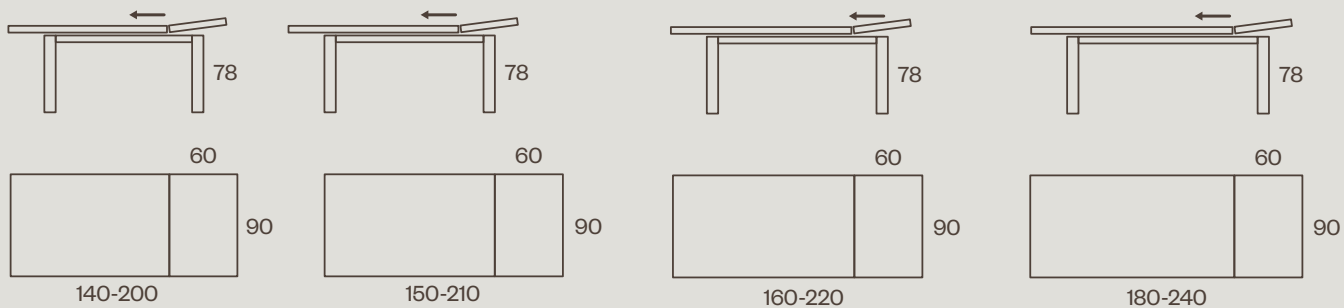
N.1 PROLUNGA DA 60 / N.1 EXTENSION CM 60

160 X 90 H 78


N.1 PROLUNGA DA 60 / N.1 EXTENSION CM 60

180 X 90 H 78

N.1 PROLUNGA DA 60 / N.1 EXTENSION CM 60



VARIANTI GAMBE / LEG OPTIONS



G.H1

G.H2



IMPIALLACCIATO
E LACCATO
VENEERED AND LACQUERED



LACCATO
LACQUERED



LEGNO MASSELLO
SOLID WOOD



VARIANTI GAMBE
LEG OPTIONS



G.H1



G.H2

CODICE / CODE	DIMENSIONI / DIMENSIONS
08AZ140IGI	140x90 H 78 / All 200 imp. / giro imp. veneered / veneered ride
08AZ150IGI	150x90 H 78 / All 210 imp. / giro imp. veneered / veneered ride
08AZ160IGI	160x90 H 78 / All 220 imp. / giro imp. veneered / veneered ride
08AZ180IGI	180x90 H 78 / All 240 imp. / giro imp. veneered / veneered ride
08AZ140TGL	140x90 H 78 / All 200 laccato / giro laccato lacquered / lacquered ride
08AZ150TGL	150x90 H 78 / All 210 laccato / giro laccato lacquered / lacquered ride
08AZ160TGL	160x90 H 78 / All 220 laccato / giro laccato lacquered / lacquered ride
08AZ180TGL	180x90 H 78 / All 240 laccato / giro laccato lacquered / lacquered ride

AZZURRITE



IMPIALLACCIATO
E LACCATO
VENEERED AND LACQUERED

AMBRA

TAVOLO / TABLE

TAVOLO ALLUNGABILE

PIANO IMPIALLACCIATO SP. 3, BORDO IMPIALLACCIATO
NELLE FINITURE FRASSINO TINTO E LACCATO A PORO APERTO O
FAGGIO LACCATO A PORO CHIUSO VEDI PAG. 144-153

TH. 3 VENEERED TOP, VENEERED EDGE
IN THE STAINED FINISHES AND OPEN PORE LACQUERED
ASH OR CLOSED PORE LACQUERED BEECH SEE PAGE 144-153



LACCATO
LACQUERED



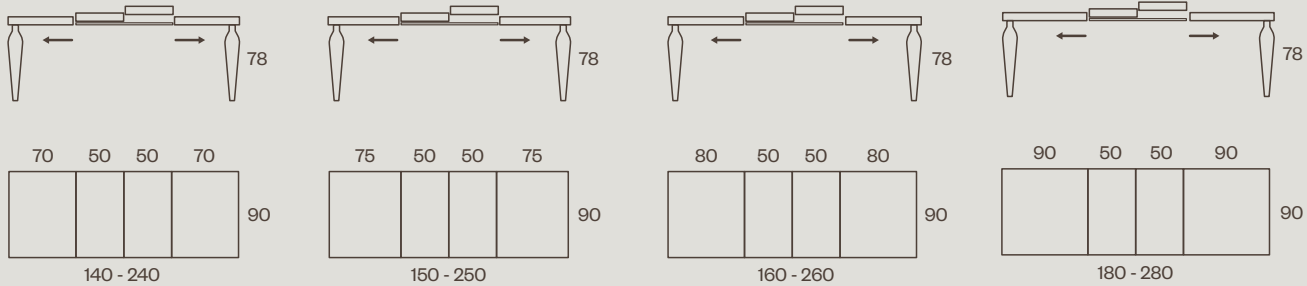
LEGNO MASSELLO
SOLID WOOD

140 X 90 H 78
N.2 PROLUNGHE DA 50 / N.2 PROLUNGHE DA 50

150 X 90 H 78
N.2 PROLUNGHE DA 50 / N.2 PROLUNGHE DA 50

160 X 90 H 78
N.2 PROLUNGHE DA 50 / N.2 PROLUNGHE DA 50

180 X 90 H 78
N.2 PROLUNGHE DA 50 / N.2 PROLUNGHE DA 50



VARIANTI GAMBE / LEG OPTIONS



G.G1



IMPIALLACCIATO
E LACCATO
VENEERED AND LACQUERED



LACCATO
LACQUERED



LEGNO MASSELLO
SOLID WOOD



VARIANTI GAMBE
LEG OPTIONS



G.G1

CODICE / CODE	DIMENSIONI / DIMENSIONS
08AB140IGI	140x90 H 78 / All 240 imp. / giro imp. veneered / veneered ride
08AB150IGI	150x90 H 78 / All 250 imp. / giro imp. veneered / veneered ride
08AB160IGI	160x90 H 78 / All 260 imp. / giro imp. veneered / veneered ride
08AB180IGI	180x90 H 78 / All 280 imp. / giro imp. veneered / veneered ride
08AB140TGL	140x90 H 78 / All 240 laccato / giro laccato lacquered / lacquered ride
08AB150TGL	150x90 H 78 / All 250 laccato / giro laccato lacquered / lacquered ride
08AB160TGL	160x90 H 78 / All 260 laccato / giro laccato lacquered / lacquered ride
08AB180TGL	180x90 H 78 / All 280 laccato / giro laccato lacquered / lacquered ride



IMPIALLACCIATO
E LACCATO
VENEERED AND LACQUERED

QUARZO

TAVOLO / TABLE

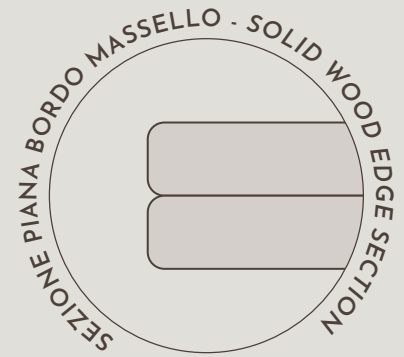
TAVOLO ALLUNGABILE

PIANO IMPIALLACCIATO SP. 3+3, BORDO MASSELLO, GIRO IMPIALLACCIATO H 12
GAMBE IN LEGNO MASSELLO: A PIRAMIDE CON FRESATA CIRCOLARE -

A SCIABOLA - TORNITE - SQUADRATE 6X6

NELLE FINITURE FRASSINO TINTO E LACCATO A PORO APERTO O FAGGIO LACCATO

A PORO CHIUSO VEDI PAG.144-153



LACCATO
LACQUERED



LEGNO MASSELLO
SOLID WOOD

EXTENDABLE TABLE

VENEERED TOP 3+3 THICK, SOLID EDGE, VENEERED SKIRT HEIGHT 12,

SOLID WOOD LEGS: PYRAMID WITH CIRCULAR MILLING - SABER-SHAPED - TURNED - SQUARE 6X6

IN STAINED ASH AND OPEN-PORE LACQUERED FINISHES OR BEECH LACQUERED IN CLOSED PORE,

SEE PAGE 144-153

120 X 80 H 81

N.2 PROLUNGHE DA 40 / N.2 PROLUNGHE DA 40

140 X 80 H 81

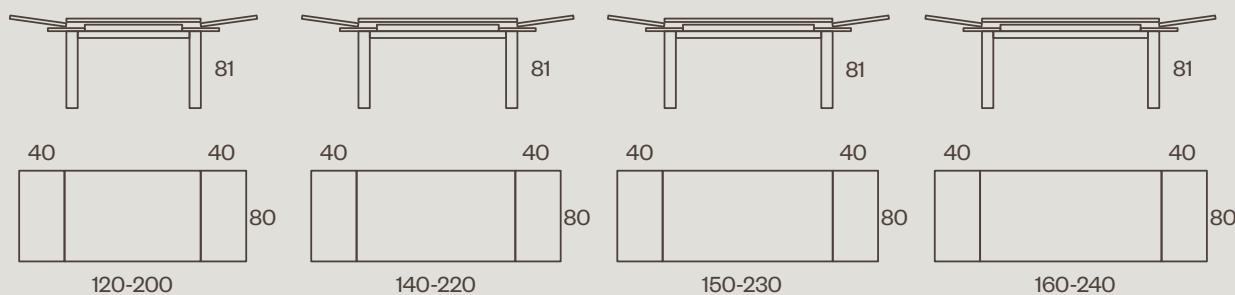
N.2 PROLUNGHE DA 40 / N.2 PROLUNGHE DA 40

150 X 80 H 81

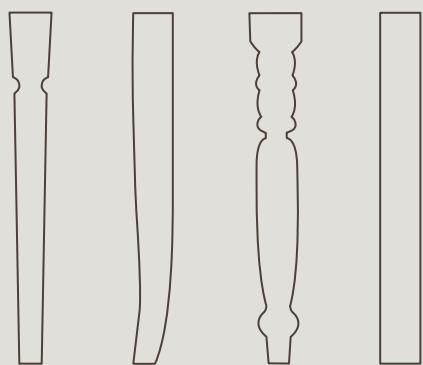
N.2 PROLUNGHE DA 40 / N.2 PROLUNGHE DA 40

160 X 80 H 81

N.2 PROLUNGHE DA 40 / N.2 PROLUNGHE DA 40



VARIANTI GAMBE / LEG OPTIONS



G.B1

G.B2

G.B3

G.B4



IMPIALLACCIATO
E LACCATO
VENEERED AND LACQUERED



LACCATO
LACQUERED



LEGNO MASSELLO
SOLID WOOD



VARIANTI GAMBE
LEG OPTIONS



G.B1



G.B2



G.B3



G.B4

CODICE / CODE	DIMENSIONI / DIMENSIONS
08QZ120IGI	120x80 H 81 / All 200 imp. / giro imp. veneered / veneered ride
08QZ140IGI	140x80 H 81 / All 220 imp. / giro imp. veneered / veneered ride
08QZ150IGI	150x80 H 81 / All 230 imp. / giro imp. veneered / veneered ride
08QZ160IGI	160x80 H 81 / All 240 imp. / giro imp. veneered / veneered ride
08QZ120TGL	120x80 H 81 / All 200 laccato / giro laccato lacquered / lacquered ride
08QZ140TGL	140x80 H 81 / All 220 laccato / giro laccato lacquered / lacquered ride
08QZ150TGL	150x80 H 81 / All 230 laccato / giro laccato lacquered / lacquered ride
08QZ160TGL	160x80 H 81 / All 240 laccato / giro laccato lacquered / lacquered ride



IMPIALLACCIATO
E LACCATO
VENEERED AND LACQUERED

DIASPRO

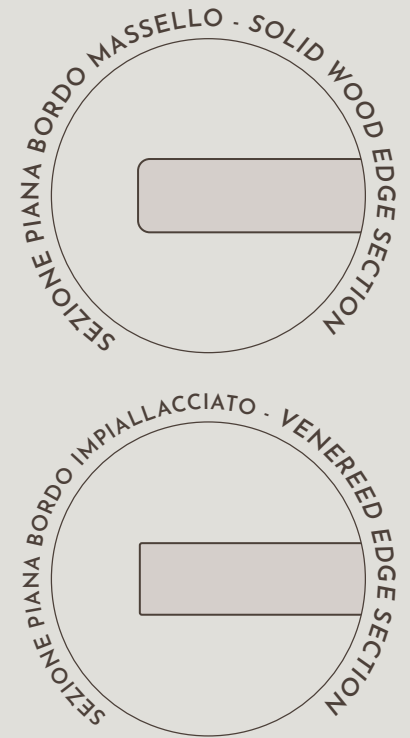
TAVOLO / TABLE

TAVOLO ALLUNGABILE

PIANO IMPIALLACCIATO SP. 3, BORDO MASSELLO O IMPIALLACCIATO,
GIRO IMPIALLACCIATO H 12 GAMBE IN LEGNO MASSELLO: A PIRAMIDE
CON FRESATA CIRCOLARE - A SCIABOLA - TORNITE - SQUADRATE 6X6
NELLE FINITURE FRASSINO TINTO E LACCATO A PORO APERTO O FAGGIO
LACCATO A PORO CHIUSO VEDI PAG. 144-153.

EXTENDABLE TABLE

VENEERED TOP THICKNESS 3, SOLID WOOD OR VENEERED EDGE,
VENEERED SKIRT HEIGHT 12, LEGS IN SOLID WOOD: PYRAMID
WITH CIRCULAR MILLING - SABER - TURNED - SQUARE 6X6
IN ASH WOOD STAINED AND LACQUERED WITH OPEN PORE OR BEECH WOOD
LACQUERED WITH CLOSED PORE, SEE PAGE 144-153



LACCATO
LACQUERED



LEGNO MASSELLO
SOLID WOOD

120 X 80 H 78

N.1 PROLUNGA DA 40 / N.1 EXTENSION CM 40

140 X 80 H 78

N.1 PROLUNGA DA 40 / N.1 EXTENSION CM 40

150 X 80 H 78

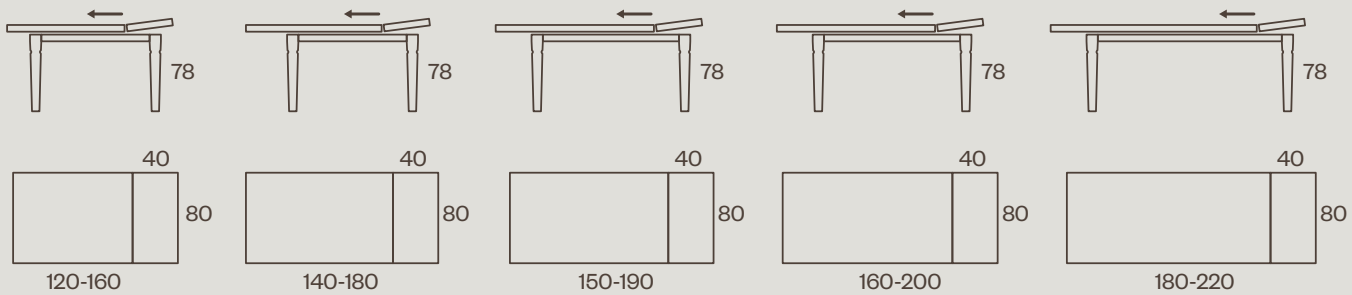
N.1 PROLUNGA DA 40 / N.1 EXTENSION CM 40

160 X 80 H 78

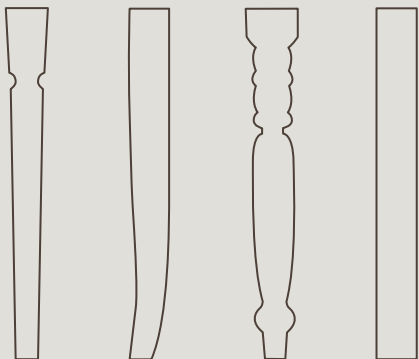
N.1 PROLUNGA DA 40 / N.1 EXTENSION CM 40

180 X 80 H 78

N.1 PROLUNGA DA 40 / N.1 EXTENSION CM 40



VARIANTI GAMBE / LEG OPTIONS



G.B1

G.B2

G.B3

G.B4



IMPIALLACCIATO
E LACCATO
VENEERED AND LACQUERED



LACCATO
LACQUERED



LEGNO MASSELLO
SOLID WOOD



VARIANTI GAMBE
LEG OPTIONS



G.B1



G.B2



G.B3



G.B4

CODICE / CODE	DIMENSIONI / DIMENSIONS
08DP120IGI	120x80 H 78 / All 160 impiallacciato / giro impiallacciato veneered / veneered ride
08DP140IGI	140x80 H 78 / All 180 impiallacciato / giro impiallacciato veneered / veneered ride
08DP150IGI	150x80 H 78 / All 190 impiallacciato / giro impiallacciato veneered / veneered ride
08DP160IGI	160x80 H 78 / All 200 impiallacciato / giro impiallacciato veneered / veneered ride
08DP180IGI	180x80 H 78 / All 220 impiallacciato / giro impiallacciato veneered / veneered ride
08DP120TGL	120x80 H 78 / All 160 laccato / giro laccato lacquered / lacquered ride
08DP140TGL	140x80 H 78 / All 180 laccato / giro laccato lacquered / lacquered ride
08DP150TGL	150x80 H 78 / All 190 laccato / giro laccato lacquered / lacquered ride
08DP160TGL	160x80 H 78 / All 200 laccato / giro laccato lacquered / lacquered ride
08DP180TGL	180x80 H 78 / All 220 laccato / giro laccato lacquered / lacquered ride
08DP120IMGI	120x80 H 78 / All 160 imp. bordo massello / giro imp. veneered edge solid / veneered ride
08DP140IMGI	140x80 H 78 / All 180 imp. bordo massello / giro imp. veneered edge solid / veneered ride
08DP150IMGI	150x80 H 78 / All 190 imp. bordo massello / giro imp. veneered edge solid / veneered ride
08DP160IMGI	160x80 H 78 / All 200 imp. bordo massello / giro imp. veneered edge solid / veneered ride
08DP180IMGI	180x80 H 78 / All 220 imp. bordo massello / giro imp. veneered edge solid / veneered ride
08DP120TMGL	120x80 H 78 / All 160 laccato bordo massello / giro laccato lacquered edge solid / lacquered ride
08DP140TMGL	140x80 H 78 / All 180 laccato bordo massello / giro laccato lacquered edge solid / lacquered ride
08DP150TMGL	150x80 H 78 / All 190 laccato bordo massello / giro laccato lacquered edge solid / lacquered ride
08DP160TMGL	160x80 H 78 / All 200 laccato bordo massello / giro laccato lacquered edge solid / lacquered ride
08DP180TMGL	180x80 H 78 / All 220 laccato bordo massello / giro laccato lacquered edge solid / lacquered ride



A bright, airy room with a large white-framed window or door. The window is partially covered by light-colored curtains on the left. The view outside shows trees and a bright sky. The floor is made of light-colored wood in a herringbone pattern. On the right, a portion of a table with a light-colored top and a dark, fluted leg is visible. The overall atmosphere is clean, modern, and elegant.

TAVOLI IMPIALLACCIATI PIANOIMPIALLACCIATO O IN FENIX E LAMINATO COME TOP

NELLE FINITURE FRASSINO
TINTO E LACCATO A PORO APERTO

SEMPLICITÀ ED ELEGANZA

CON UNA VASTA GAMMA DI FORME SEMPLICI ED ELEGANTI SOSTEGNI, I TAVOLI IN
LAMINATO E IMPIALLACCIATO SONO AL CENTRO DELLA CUCINA E DELLA ZONA LIVING.

*VENEERED TABLES WITH A VENEERED
OR FENIX TOP, IN TOP FINISHES*

IN STAINED ASH AND OPEN-PORE LACQUER FINISHES

SIMPLICITY AND ELEGANCE

WITH A WIDE RANGE OF SIMPLE AND ELEGANT SUPPORTS, LAMINATED AND VENEERED
TABLES TAKE CENTER STAGE IN THE KITCHEN AND LIVING AREA.



IMPIALLACCIATO
E LAMINATO
VENEERED AND LAMINATE

AMETISTA

TAVOLO / TABLE

TAVOLO ALLUNGABILE

PIANO IMPIALLACCIATO, FENIX E LAMINATO NELLE FINITURE COME TOP
BORDO SP. 2,5, GIRO IMPIALLACCIATO LISCIO O CON FRESATA PERIMETRALE H. 12,
GAMBE IN LEGNO MASSELLO: A SCIABOLA - TORNITE - A PIRAMIDE - A PIRAMIDE
CON FRESATA CIRCOLARE - A PIRAMIDE CON FRESATE VERTICALI -
SAGOMATE CON TACCHETTO

NELLE FINITURE FRASSINO LACCATO A PORO APERTO VEDI PAG. 144-156

EXTENDABLE TABLE

VENEERED SURFACE, FENIX, AND LAMINATED TOP FINISHES,
SMOOTH VENEERED EDGE THICKNESS 2.5 OR WITH PERIMETER MILLING HEIGHT 12, LEGS IN
SOLID WOOD: SABER - TURNED - PYRAMID - PYRAMID WITH CIRCULAR MILLING - PYRAMID
WITH VERTICAL MILLING - SHAPED WITH PLUG
IN ASH WOOD LACQUERED WITH OPEN PORE FINISH, SEE PAGE 144-156

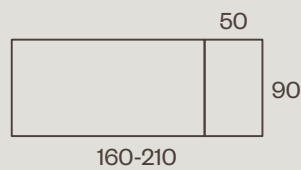
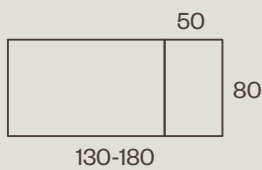
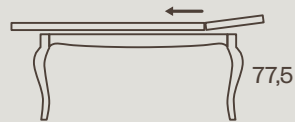
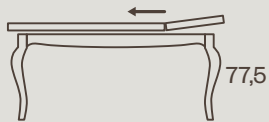


130 X 80 H 77,5

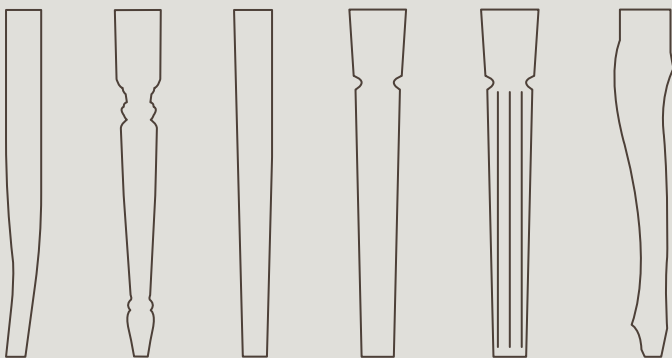
N.1 PROLUNGA DA 50 / N.1 EXTENSION CM 50

160 X 90 H 77,5

N.1 PROLUNGA DA 50 / N.1 EXTENSION CM 50



VARIANTI GAMBE / LEG OPTIONS



G.C1

G.C2

G.C3

G.C4

G.C5

G.C6



IMPIALLACCIATO
E LAMINATO
VENEERED AND LAMINATE



VARIANTI GAMBE
LEG OPTIONS



G.C1



G.C2



G.C3



G.C4



G.C5



G.C6

CON GIRO LISCIO
WITH SMOOTH RIDE

CODICE / CODE	DIMENSIONI / DIMENSIONS
08AM130IGI	130x80 H 77,5 / All 180 imp. / giro imp. veneered / veneered ride
08AM160IGI	160x90 H 77,5 / All 210 imp. / giro imp. veneered / veneered ride
08AM130LGI	130x80 H 77,5 / All 180 laminato. / giro imp. laminate / veneered ride
08AM160LGI	160x90 H 77,5 / All 210 laminato. / giro imp. laminate / veneered ride
08AM130FGI	130x80 H 77,5 / All 180 fenix. / giro imp. fenix / veneered ride
08AM160FGI	160x90 H 77,5 / All 210 fenix. / giro imp. fenix / veneered ride

CON GIRO FRESATO
WITH MILLED RIDE

CODICE / CODE	DIMENSIONI / DIMENSIONS
08AM130FIGI	130x80 H 77,5 / All 180 imp. / giro imp. veneered / veneered ride
08AM160FIGI	160x90 H 77,5 / All 210 imp. / giro imp. veneered / veneered ride
08AM130FLGI	130x80 H 77,5 / All 180 laminato. / giro imp. laminate / veneered ride
08AM160FLGI	160x90 H 77,5 / All 210 laminato. / giro imp. laminate / veneered ride
08AM130FFGI	130x80 H 77,5 / All 180 fenix. / giro imp. fenix / veneered ride
08AM160FFGI	160x90 H 77,5 / All 210 fenix. / giro imp. fenix / veneered ride

N.B.: NON SI POSSONO REALIZZARE LE FINITURE
CONTRASSEGNAE CON ASTERISCO (VEDI PAG.144-156)

NOTE: FINISHES CANNOT BE CREATED
MARKED WITH AN ASTERISK (SEE PAGES 144-156)

AMETISTA



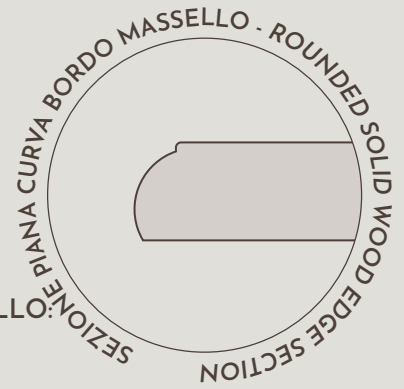
IMPIALLACCIATO
E LAMINATO
VENEERED AND LAMINATE

ZAFFIRO

TAVOLO / TABLE

TAVOLO ALLUNGABILE

PIANO IMPIALLACCIATO, FENIX E LAMINATO NELLE FINITURE COME TOP
BORDO MASSELLO SP. 4, GIRO IMPIALLACCIATO H 12, GAMBE IN LEGNO MASSELLO
A SCIABOLA - TORNITE - A PIRAMIDE - A PIRAMIDE CON FRESATA CIRCOLARE -
A PIRAMIDE CON FRESATE VERTICALI - SAGOMATE CON TACCHETTO
NELLE FINITURE FRASSINO TINTO E LACCATO A PORO APERTO VEDI PAG. 144-156



EXTENDABLE TABLE

VENEERED SURFACE, FENIX, AND LAMINATED TOP FINISHES, THICKNESS 4, SOLID EDGE,
VENEERED SKIRT HEIGHT 12, LEGS IN SOLID WOOD:

SABER - TURNED - PYRAMID - PYRAMID WITH CIRCULAR MILLING
PYRAMID WITH VERTICAL MILLING - SHAPED WITH PLUG

IN STAINED ASH AND LACQUERED WITH OPEN PORE FINISHES, SEE PAGE 144-156

100 X 70 H 79

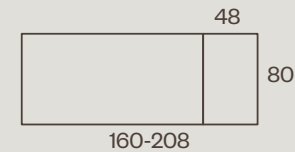
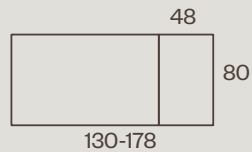
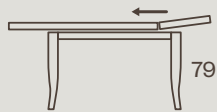
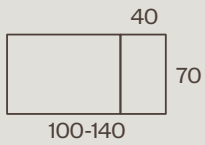

N.1 PROLUNGA DA 40 / N.1 EXTENSION CM 40

130 X 80 H 79

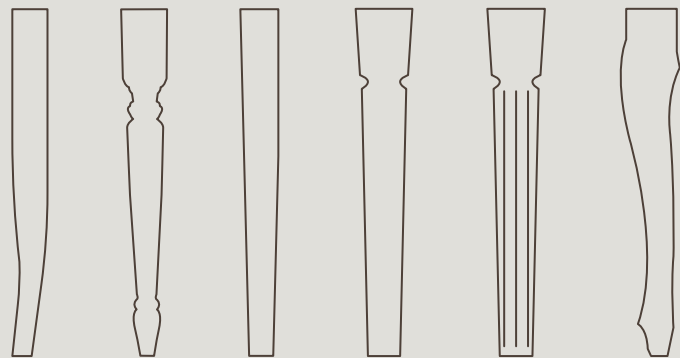
N.1 PROLUNGA DA 48 / N.1 EXTENSION CM 48

160 X 80 H 79

N.1 PROLUNGA DA 48 / N.1 EXTENSION CM 48



VARIANTI GAMBE / LEG OPTIONS



G.C.1

G.C.2

G.C.3

G.C.4

G.C.5

G.C.6



IMPIALLACCIATO
E LAMINATO
VENEERED AND LAMINATE



VARIANTI GAMBE
LEG OPTIONS



G.C1

G.C2

G.C3

G.C4

G.C5

G.C6

CODICE / CODE	DIMENSIONI / DIMENSIONS
08ZF100IGI	100x70 H 79 / All 140 imp. / giro imp. veneered / veneered ride
08ZF130IGI	130x80 H 79 / All 178 imp. / giro imp. veneered / veneered ride
08ZF160IGI	160x80 H 79 / All 208 imp. / giro imp. veneered / veneered ride
08ZF100LGI	100x70 H 79 / All 140 laminato. / giro imp. laminate / veneered ride
08ZF130LGI	130x80 H 79 / All 178 laminato. / giro imp. laminate / veneered ride
08ZF160LGI	160x80 H 79 / All 208 laminato. / giro imp. laminate / veneered ride
08ZF100FGI	100x70 H 79 / All 140 fenix. / giro imp. fenix / veneered ride
08ZF130FGI	130x80 H 79 / All 178 fenix. / giro imp. fenix / veneered ride
08ZF160FGI	160x80 H 79 / All 208 fenix. / giro imp. fenix / veneered ride

ZAFFIRO



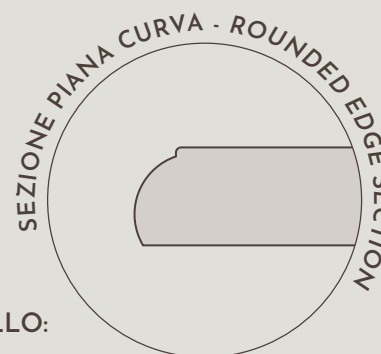
IMPIALLACCIATO
E LAMINATO
VENEERED AND LAMINATE

ZAFFIRO ROTONDO

TAVOLO / TABLE

TAVOLO ALLUNGABILE

PIANO IMPIALLACCIATO, FENIX E LAMINATO NELLE FINITURE COME TOP
BORDO MASSELLO SP. 4 GIRO IMPIALLACCIATO H 12, GAMBE IN LEGNO MASSELLO:
A SCIABOLA - TORNITE - A PIRAMIDE - A PIRAMIDE CON FRESATA CIRCOLARE -
A PIRAMIDE CON FRESATE VERTICALI - SAGOMATE CON TACCHETTO
NELLE FINITURE FRASSINO TINTO E LACCATO A PORO APERTO VEDI PAG. 144-156



IMPIALLACCIATO
VENEERED



FENIX
FENIX



LAMINATO
LAMINATE



LEGNO MASSELLO
SOLID WOOD

EXTENDABLE TABLE

VENEERED SURFACE, FENIX, AND LAMINATED TOP FINISHES, THICKNESS 4, SOLID EDGE,
VENEERED SKIRT HEIGHT 12, LEGS IN SOLID WOOD:

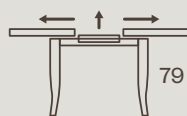
SABER - TURNED - PYRAMID - PYRAMID WITH CIRCULAR MILLING

PYRAMID WITH VERTICAL MILLING - SHAPED WITH PLUG

IN STAINED ASH AND LACQUERED WITH OPEN PORE FINISHES, SEE PAGE 144-156

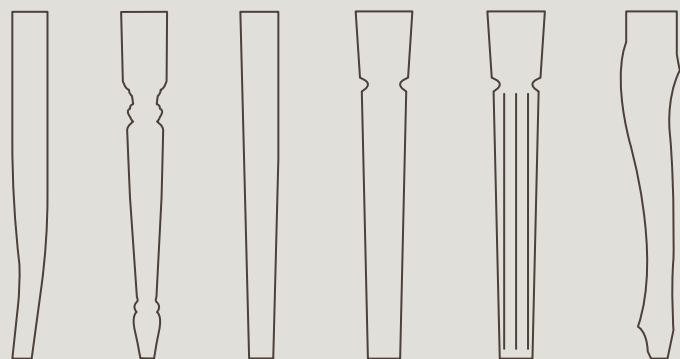
Ø 114 H 79

N.1 PROLUNGA DA 36 / N.1 EXTENSION CM 36



Ø 114-150

VARIANTI GAMBE / LEG OPTIONS



G.C1

G.C2

G.C3

G.C4

G.C5

G.C6

NON REALIZZABILE FUORI MISURA
NOT POSSIBLE OUT OF SIZE



IMPIALLACCIATO
E LAMINATO
VENEERED AND LAMINATE



VARIANTI GAMBE
LEG OPTIONS



G.C1



G.C2



G.C3



G.C4



G.C5



G.C6

CODICE / CODE

DIMENSIONI / DIMENSIONS

08ZF114IGI	Ø 114 H 79 / All 150 imp. / giro imp. veneered / veneered ride
08ZF114LGI	Ø 114 H 79 / All 150 laminato. / giro imp. laminate / veneered ride
08ZF114FGI	Ø 114 H 79 / All 150 fenix. / giro imp. fenix / veneered ride



IMPIALLACCIATO
E LAMINATO
VENEERED AND LAMINATE

MADREPERLA

TAVOLO / TABLE

TAVOLO ALLUNGABILE

PIANO IMPIALLACCIATO, FENIX E LAMINATO NELLE FINITURE COME TOP
BORDO MASSELLO SP. 4, GIRO IMPIALLACCIATO H 12, GAMBE IN LEGNO MASSELLO:
A SCIABOLA - TORNITE - A PIRAMIDE - A PIRAMIDE CON FRESATA CIRCOLARE -
A PIRAMIDE CON FRESATE VERTICALI - SAGOMATE CON TACCHETTO
NELLE FINITURE FRASSINO TINTO E LACCATO A PORO APERTO VEDI PAG. 144-156



EXTENDABLE TABLE

VENEERED SURFACE, FENIX, AND LAMINATED TOP FINISHES, THICKNESS 4, SOLID EDGE,
VENEERED SKIRT HEIGHT 12, LEGS IN SOLID WOOD:
SABER - TURNED - PYRAMID - PYRAMID WITH CIRCULAR MILLING
PYRAMID WITH VERTICAL MILLING - SHAPED WITH PLUG
IN STAINED ASH AND LACQUERED WITH OPEN PORE FINISHES, SEE PAGE 144-156

100 X 70 H 79

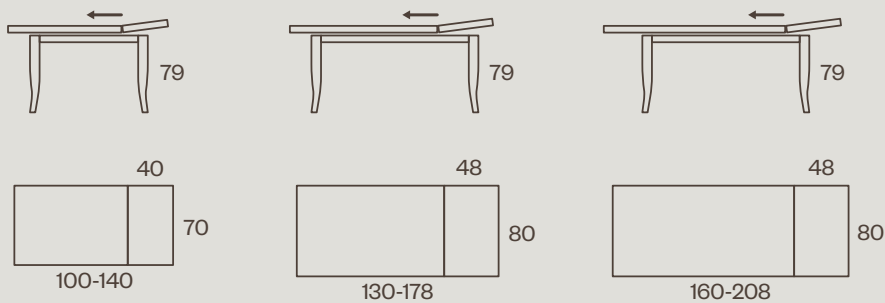
N.1 PROLUNGA DA 40 / N.1 EXTENSION CM 40

130 X 80 H 79

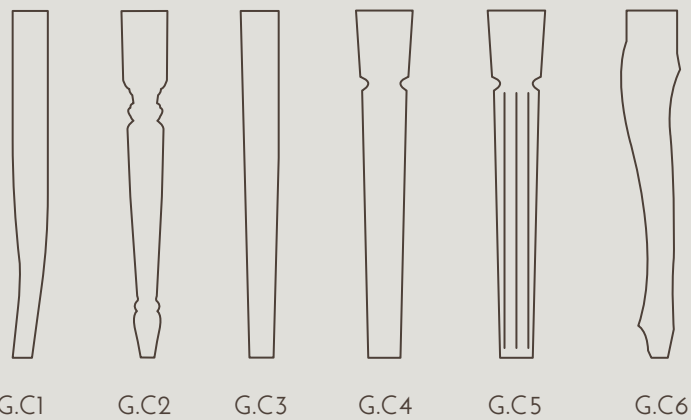
N.1 PROLUNGA DA 48 / N.1 EXTENSION CM 48

160 X 80 H 79

N.1 PROLUNGA DA 48 / N.1 EXTENSION CM 48



VARIANTI GAMBE / LEG OPTIONS






IMPIALLACCIATO
E LAMINATO
VENEERED AND LAMINATE



VARIANTI GAMBE
VARIANTI GAMBE



G.C1

G.C2

G.C3

G.C4

G.C5

G.C6

CODICE / CODE

DIMENSIONI / DIMENSIONS

08MPI00IGI 100x70 H 79 / All 140 imp. / giro imp. veneered / veneered ride

08MPI130IGI 130x80 H 79 / All 178 imp. / giro imp. veneered / veneered ride

08MPI160IGI 160x80 H 79 / All 208 imp. / giro imp. veneered / veneered ride

08MPI100LGI 100x70 H 79 / All 140 laminato. / giro imp. laminate / veneered ride

08MPI130LGI 130x80 H 79 / All 178 laminato. / giro imp. laminate / veneered ride

08MPI160LGI 160x80 H 79 / All 208 laminato. / giro imp. laminate / veneered ride

08MPI100FGI 100x70 H 79 / All 140 fenix. / giro imp. fenix / veneered ride

08MPI130FGI 130x80 H 79 / All 178 fenix. / giro imp. fenix / veneered ride

08MPI160FGI 160x80 H 79 / All 208 fenix. / giro imp. fenix / veneered ride




IMPIALLACCIATO
E LAMINATO
VENEERED AND LAMINATE

MADREPERLA ROTONDO

TAVOLO / TABLE

TAVOLO ALLUNGABILE

PIANO IMPIALLACCIATO, FENIX E LAMINATO NELLE FINITURE COME TOP
BORDO MASSELLO SP. 4, GIRO IMPIALLACCIATO H 12, GAMBE IN LEGNO MASSELLO:
A SCIABOLA - TORNITE - A PIRAMIDE - A PIRAMIDE CON FRESATA CIRCOLARE -
A PIRAMIDE CON FRESATE VERTICALI - SAGOMATE CON TACCHETTO
NELLE FINITURE FRASSINO TINTO E LACCATO A PORO APERTO VEDI PAG. 144-156



IMPIALLACCIATO
VENEERED



FENIX
FENIX



LAMINATO
LAMINATE



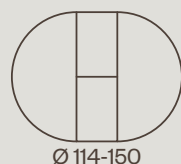
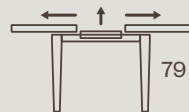
LEGNO MASSELLO
SOLID WOOD

EXTENDABLE TABLE

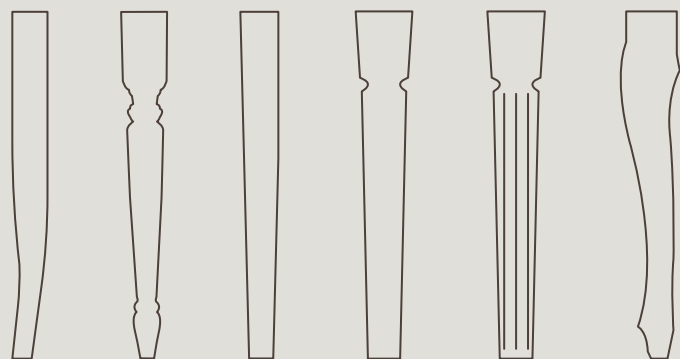
VENEERED SURFACE, FENIX, AND LAMINATED TOP FINISHES, THICKNESS 4, SOLID EDGE,
VENEERED SKIRT HEIGHT 12, LEGS IN SOLID WOOD:
SABER - TURNED - PYRAMID - PYRAMID WITH CIRCULAR MILLING
PYRAMID WITH VERTICAL MILLING - SHAPED WITH PLUG
IN STAINED ASH AND LACQUERED WITH OPEN PORE FINISHES, SEE PAGE 144-156

Ø 114 H 79

N.1 PROLUNGA DA 36 / N.1 EXTENSION CM 36



VARIANTI GAMBE / LEG OPTIONS



G.C1

G.C2

G.C3

G.C4

G.C5

G.C6

NON REALIZZABILE FUORI MISURA
NOT POSSIBLE OUT OF SIZE

MADREPERLA ROTONDO



IMPIALLACCIATO
E LAMINATO
VENEERED AND LAMINATE



VARIANTI GAMBE
LEG OPTIONS



G.C1



G.C2



G.C3



G.C4



G.C5



G.C6

CODICE / CODE

DIMENSIONI / DIMENSIONS

08MP114IGI	Ø 114 H 79 / All 150 imp. / giro imp. veneered / veneered ride
08MP114LGI	Ø 114 H 79 / All 150 laminato. / giro imp. laminate / veneered ride
08MP114FGI	Ø 114 H 79 / All 150 fenix. / giro imp. fenix / veneered ride



MADREPERLA ROTONDO

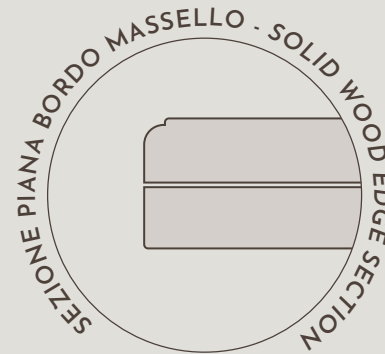
IMPIALLACCIATO
E LAMINATO
VENEERED AND LAMINATE

GIADA

TAVOLO / TABLE

TAVOLO ALLUNGABILE

PIANO IMPIALLACCIATO, FENIX E LAMINATO NELLE FINITURE COME TOP
BORDO MASSELLO SP. 2,5 + 2,5, GIRO IMPIALLACCIATO H 10, GAMBE IN LEGNO
MASSELLO: A SCIABOLA - TORNITE - A PIRAMIDE - A PIRAMIDE CON FRESATA
CIRCOLARE - A PIRAMIDE CON FRESATE VERTICALI - SAGOMATE CON TACCHETTO
NELLE FINITURE FRASSINO TINTO E LACCATO A PORO APERTO VEDI PAG. 144-156



EXTENDABLE TABLE

VENEERED SURFACE, FENIX, AND LAMINATED TOP FINISHES, THICKNESS 2.5 + 2.5, SOLID EDGE,
VENEERED SKIRT HEIGHT 10, LEGS IN SOLID WOOD:
SABER - TURNED - PYRAMID - PYRAMID WITH CIRCULAR MILLING
PYRAMID WITH VERTICAL MILLING - SHAPED WITH PLUG
IN STAINED ASH AND LACQUERED WITH OPEN PORE FINISHES, SEE PAGE 144-156

110 X 70 H 80

N.2 PROLUNGHE DA 40 / N.2 EXTENSIONS CM 40

130 X 80 H 80

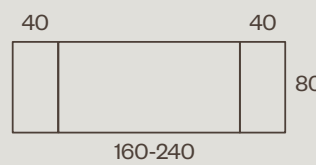
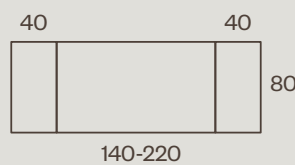
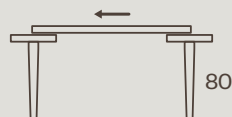
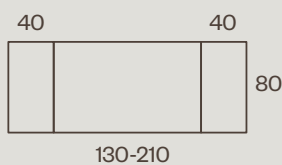
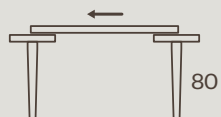
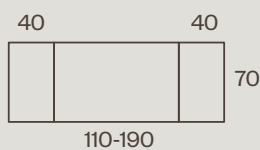
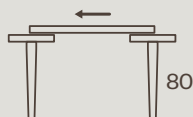
N.2 PROLUNGHE DA 40 / N.2 EXTENSIONS CM 40

140 X 80 H 80

N.2 PROLUNGHE DA 40 / N.2 EXTENSIONS CM 40

160 X 80 H 80

N.2 PROLUNGHE DA 40 / N.2 EXTENSIONS CM 40



VARIANTI GAMBE / LEG OPTIONS



G.C1



G.C2



G.C3



G.C4



G.C5



G.C6



IMPIALLACCIATO
E LAMINATO
VENEERED AND LAMINATE



VARIANTI GAMBE
LEG OPTIONS



G.C1

G.C2

G.C3

G.C4

G.C5

G.C6

CODICE / CODE

DIMENSIONI / DIMENSIONS

08GD110IGI 110x70 H 80 / All 190 imp. / giro imp. veneered / veneered ride

08GD130IGI 130x80 H 80 / All 210 imp. / giro imp. veneered / veneered ride

08GD140IGI 140x80 H 80 / All 220 imp. / giro imp. veneered / veneered ride

08GD160IGI 160x80 H 80 / All 240 imp. / giro imp. veneered / veneered ride

08GD110LGI 110x70 H 80 / All 190 laminato. / giro imp. laminate / veneered ride

08GD130LGI 130x80 H 80 / All 210 laminato. / giro imp. laminate / veneered ride

08GD140LGI 140x80 H 80 / All 220 laminato. / giro imp. laminate / veneered ride

08GD160LGI 160x80 H 80 / All 240 laminato. / giro imp. laminate / veneered ride

08GD110FGI 110x70 H 80 / All 190 fenix. / giro imp. fenix / veneered ride

08GD130FGI 130x80 H 80 / All 210 fenix. / giro imp. fenix / veneered ride

08GD140FGI 140x80 H 80 / All 220 fenix. / giro imp. fenix / veneered ride

08GD160FGI 160x80 H 80 / All 240 fenix. / giro imp. fenix / veneered ride



CORNIOLA

TAVOLO / TABLE

TAVOLO ALLUNGABILE

PIANO IMPIALLACCIATO, BORDO IMPIALLACCIATO, FENIX E LAMINATO NELLE
FINITURE COME TOP, BORDO ABS SP. 2,5, GIRO IMPIALLACCIATO H 12, GAMBE
IN LEGNO MASSELLO: A SCIABOLA - TORNITE - A PIRAMIDE - A PIRAMIDE CON
FRESATA CIRCOLARE - A PIRAMIDE CON FRESATE VERTICALI -
SAGOMATE CON TACCHETTO

NELLE FINITURE FRASSINO TINTO E LACCATO A PORO APERTO

VEDI PAG. 144-156

EXTENDABLE TABLE

VENEERED TOP, VENEERED EDGE, FENIX AND LAMINATED IN THE TOP FINISHES,

ABS EDGE THICKNESS 2.5, VENEERED SKIRT HEIGHT 12, LEGS IN SOLID WOOD:

SABER - TURNED - PYRAMID - PYRAMID WITH CIRCULAR MILLING

PYRAMID WITH VERTICAL MILLING - SHAPED WITH PLUG

IN STAINED ASH AND LACQUERED WITH OPEN PORE FINISHES, SEE PAGE 144-156

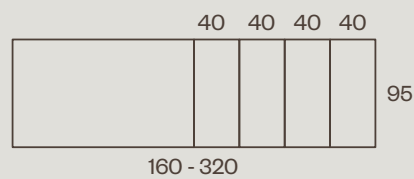
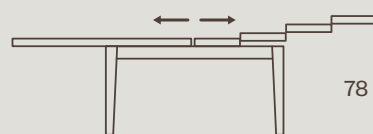
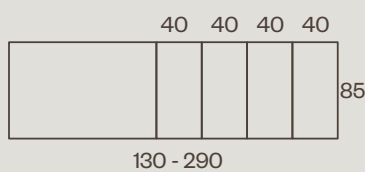
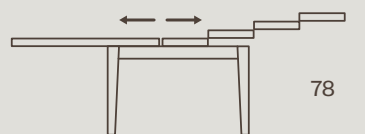


130 X 85 H 78

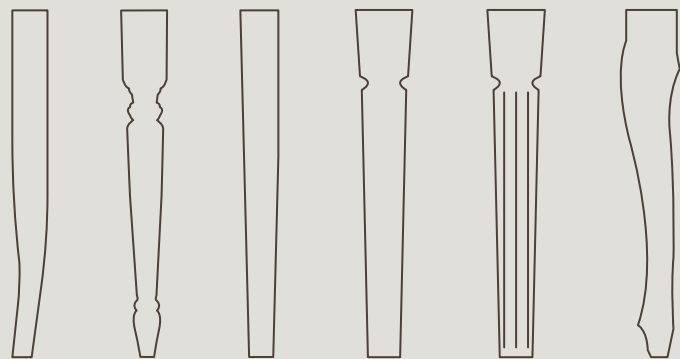
N.4 PROLUNGHE DA 40 / N.4 EXTENSIONS CM 40

160 X 95 H 78

N.4 PROLUNGHE DA 40 / N.4 EXTENSIONS CM 40



VARIANTI GAMBE / LEG OPTIONS



G.C.1

G.C.2

G.C.3

G.C.4

G.C.5

G.C.6

NON REALIZZABILE FUORI MISURA

NOT POSSIBLE OUT OF SIZE



CORNIOLA

IMPIALLACCIATO
E LAMINATO
VENEERED AND LAMINATE



VARIANTI GAMBE
LEG OPTIONS



G.C1



G.C2



G.C3



G.C4



G.C5



G.C6

CODICE / CODE

DIMENSIONI / DIMENSIONS

08CA130IGI 130x85 H 78 / All 290 imp. / giro imp. veneered / veneered ride

08CA160IGI 160x95 H 78 / All 320 imp. / giro imp. veneered / veneered ride

08CA130LGI 130x85 H 78 / All 290 laminato. / giro imp. laminate / veneered ride

08CA160LGI 160x95 H 78 / All 320 laminato. / giro imp. laminate / veneered ride

08CA130FGI 130x85 H 78 / All 290 fenix. / giro imp. fenix / veneered ride

08CA160FGI 160x95 H 78 / All 320 fenix. / giro imp. fenix / veneered ride



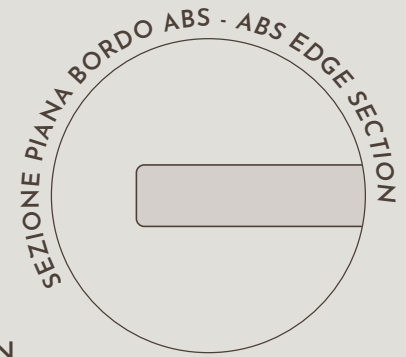
IMPIALLACCIATO
E LAMINATO
VENEERED AND LAMINATE

SODALITE

TAVOLO / TABLE

TAVOLO ALLUNGABILE

PIANO FENIX E LAMINATO NELLE FINITURE COME TOP SP. 2,5, BORDO ABS,
GIRO IMPIALLACCIATO H 12, GAMBE IN LEGNO MASSELLO: A SCIABOLA -
TORNITE - A PIRAMIDE - A PIRAMIDE CON FRESATA CIRCOLARE - A PIRAMIDE CON
FRESATE VERTICALI - SAGOMATE CON TACCHETTO
NELLE FINITURE FRASSINO TINTO E LACCATO A PORO APERTO VEDI PAG. 144-156



FENIX
FENIX



LAMINATO
LAMINATE



LEGNO MASSELLO
SOLID WOOD

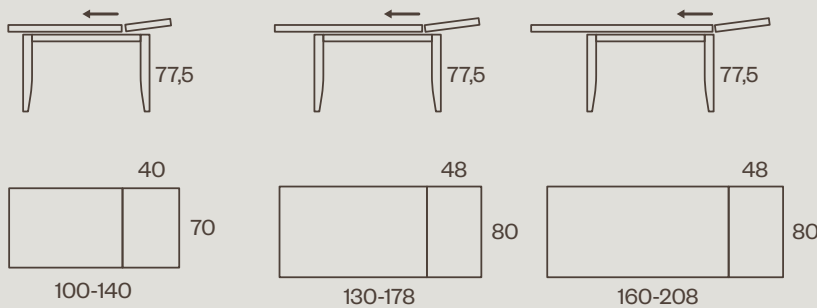
EXTENDABLE TABLE

FENIX AND LAMINATED TOP IN THE FINISHES LIKE TOP THICKNESS 2.5, ABS EDGE, VENEERED
SKIRT HEIGHT 12, LEGS IN SOLID WOOD: SABER - TURNED - PYRAMID - PYRAMID WITH
CIRCULAR MILLING - PYRAMID WITH VERTICAL MILLING - SHAPED WITH PLUG
IN STAINED ASH AND LACQUERED WITH OPEN PORE FINISHES, SEE PAGE 144-156

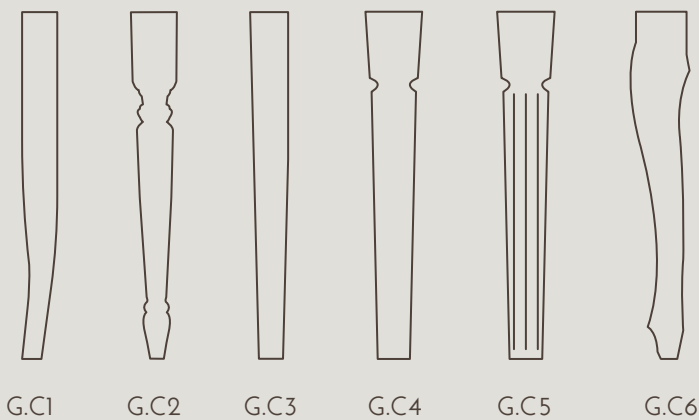
100 X 70 H 77,5
N.1 PROLUNGA DA 40 / N.1 EXTENSION CM 40

130 X 80 H 77,5
N.1 PROLUNGA DA 48 / N.1 EXTENSION CM 48

160 X 80 H 77,5
N.1 PROLUNGA DA 48 / N.1 EXTENSION CM 48



VARIANTI GAMBE / LEG OPTIONS





IMPIALLACCIATO
E LAMINATO
VENEERED AND LAMINATE



FENIX
FENIX



LAMINATO
LAMINATE



LEGNO MASSELLO
SOLID WOOD

VARIANTI GAMBE
LEG OPTIONS



G.C1



G.C2



G.C3



G.C4



G.C5



G.C6

CODICE / CODE

DIMENSIONI / DIMENSIONS

08SA100LGI 100x70 H 77,5 / All 140 laminato. / giro imp. laminate / veneered ride

08SA130LGI 130x80 H 77,5 / All 178 laminato. / giro imp. laminate / veneered ride

08SA160LGI 160x80 H 77,5 / All 208 laminato. / giro imp. laminate / veneered ride

08SA100FGI 100x70 H 77,5 / All 140 fenix. / giro imp. fenix / veneered ride

08SA130FGI 130x80 H 77,5 / All 178 fenix. / giro imp. fenix / veneered ride

08SA160FGI 160x80 H 77,5 / All 208 fenix. / giro imp. fenix / veneered ride



IMPIALLACCIATO
E LAMINATO
VENEERED AND LAMINATE

SMERALDO LIBRO

TAVOLO / TABLE

TAVOLO ALLUNGABILE

PIANO FENIX E LAMINATO NELLE FINITURE COME TOP SP. 2,5, BORDO ABS,
GIRO IMPIALLACCIATO H 12, GAMBE IN LEGNO MASSELLO: A SCIABOLA -
TORNITE - A PIRAMIDE - A PIRAMIDE CON FRESATA CIRCOLARE - A PIRAMIDE CON
FRESATE VERTICALI - SAGOMATE CON TACCHETTO
NELLE FINITURE FRASSINO TINTO E LACCATO A PORO APERTO VEDI PAG. 144-156

EXTENDABLE TABLE

FENIX AND LAMINATED TOP IN THE FINISHES LIKE TOP THICKNESS 2.5, ABS EDGE, VENEERED
SKIRT HEIGHT 12, LEGS IN SOLID WOOD: SABER - TURNED - PYRAMID - PYRAMID WITH
CIRCULAR MILLING - PYRAMID WITH VERTICAL MILLING - SHAPED WITH PLUG
IN STAINED ASH AND LACQUERED WITH OPEN PORE FINISHES, SEE PAGE 144-156



FENIX
FENIX

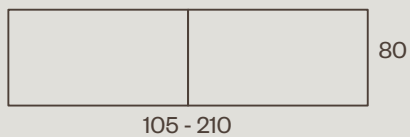
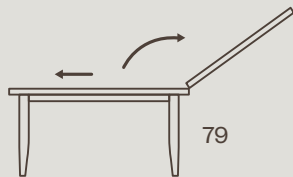


LAMINATO
LAMINATE

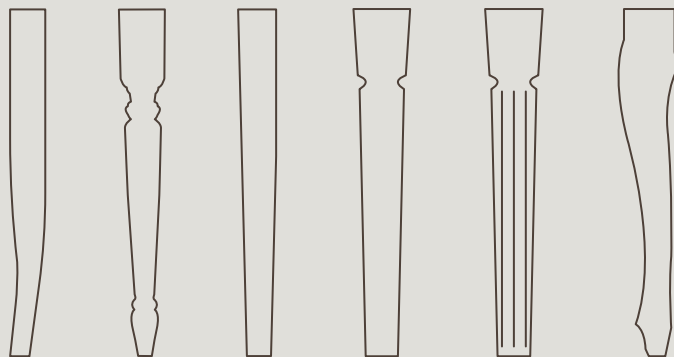


LEGNO MASSELLO
SOLID WOOD

105 X 80 H 79
N.1 PROLUNGA DA 105 / N.1 EXTENSION CM 105



VARIANTI GAMBE / LEG OPTIONS



G.C1

G.C2

G.C3

G.C4

G.C5

G.C6



IMPIALLACCIATO
E LAMINATO
VENEERED AND LAMINATE



FENIX
FENIX



LAMINATO
LAMINATE



LEGNO MASSELLO
SOLID WOOD



VARIANTI GAMBE
LEG OPTIONS



G.C1



G.C2



G.C3



G.C4



G.C5



G.C6

CODICE / CODE

DIMENSIONI / DIMENSIONS

08LD105LGI

105x80 H 79 / All 210 laminato. / giro imp. laminate / veneered ride

08LD105FGI

105x80 H 79 / All 210 fenix. / giro imp. fenix / veneered ride



IMPIALLACCIATO
E LAMINATO
VENEERED AND LAMINATE

OPALE LIBRO

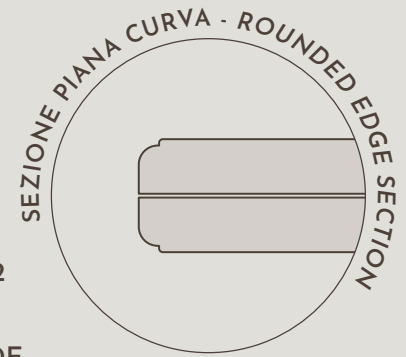
TAVOLO / TABLE

TAVOLO ALLUNGABILE

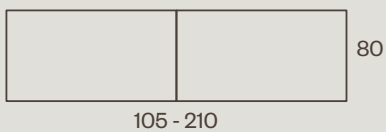
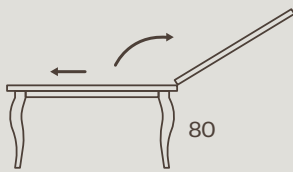
PIANO IMPIALLACCIATO, FENIX E LAMINATO NELLE FINITURE COME TOP SP. 2,2 + 2,2, BORDO MASSELLO, GIRO IMPIALLACCIATO, GAMBE IN LEGNO MASSELLO: SAGOMATE CON TACCHETTO - A SCIABOLA - TORNITE - A PIRAMIDE - A PIRAMIDE CON FRESATA CIRCOLARE - A PIRAMIDE CON FRESATE VERTICALI NELLE FINITURE FRASSINO TINTO E LACCATO A PORO APERTO VEDI PAG. 144-156

EXTENDABLE TABLE

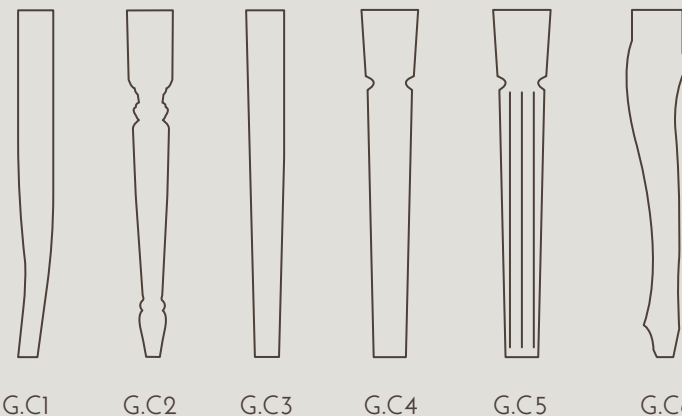
VENEERED SURFACE, FENIX, AND LAMINATED TOP FINISHES, THICKNESS 2.2 + 2.2, SOLID EDGE, VENEERED SKIRT, LEGS IN SOLID WOOD: SHAPED WITH PLUG - SABER - TURNED - PYRAMID - PYRAMID WITH CIRCULAR MILLING - PYRAMID WITH VERTICAL MILLING, IN STAINED ASH AND OPEN-PORE LACQUERED FINISHES - SEE PAGE 144-156



105 X 80 H 80
N.1 PROLUNGA DA 80 / N.1 EXTENSION CM 80



VARIANTI GAMBE / LEG OPTIONS





IMPIALLACCIATO
E LAMINATO
VENEERED AND LAMINATE



VARIANTI GAMBE
LEG OPTIONS



G.C1



G.C2



G.C3



G.C4



G.C5



G.C6

CODICE / CODE

DIMENSIONI / DIMENSIONS

08OPI05IGI

105x80 H 80 / All 210 imp. / giro imp. veneered / veneered ride

08OPI05LGI

105x80 H 80 / All 210 laminato. / giro imp. laminate / veneered ride

08OPI05FGI

105x80 H 80 / All 210 fenix. / giro imp. fenix / veneered ride



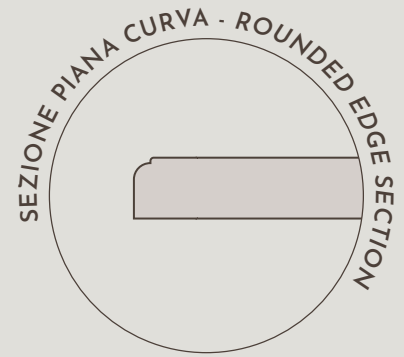
IMPIALLACCIATO
E LAMINATO
VENEERED AND LAMINATE

MANGANO

TAVOLO / TABLE

TAVOLO ALLUNGABILE

PIANO IMPIALLACCIATO, FENIX E LAMINATO NELLE FINITURE COME TOP
BORDO MASSELLO SP. 2,5, GIRO LEGNO MASSELLO H 13,5, GAMBE IN LEGNO
MASSELLO A PIRAMIDE
REALIZZABILE IN TUTTE LE FINITURE VEDI PAG. 144-156



EXTENDABLE TABLE

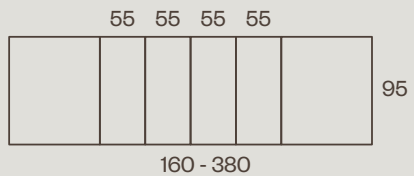
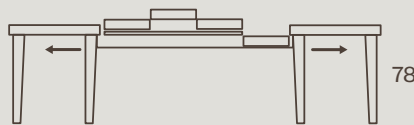
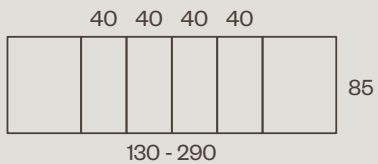
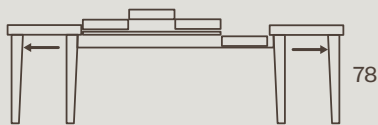
VENEERED SURFACE, FENIX, AND LAMINATED TOP FINISHES, SOLID EDGE 2.5,
SOLID WOOD SKIRT HEIGHT 13.5, PYRAMID-SHAPED SOLID WOOD LEGS
AVAILABLE IN ALL FINISHES - SEE PAGE 144-156

130 X 85 H 78


N.4 PROLUNGHE DA 40 / N.4 EXTENSIONS CM 40

160 X 95 H 78

N.1 PROLUNGA DA 55 / N.1 EXTENSION CM 55



STRUTTURA GAMBE A PONTE / BRIDGE LEGS STRUCTURE



G.M1

*GAMBE STRUTTURA ALLUNGABILE ALL'INTERNO/
EXTENDABLE LEGS STRUCTURE INSIDE

NON REALIZZABILE FUORI MISURA
NOT POSSIBLE OUT OF SIZE



IMPIALLACCIATO
E LAMINATO
VENEERED AND LAMINATE



STRUTTURA GAMBE
A PONTE
BRIDGE LEGS
STRUCTURE



CODICE / CODE

DIMENSIONI / DIMENSIONS

08MG130IGI 130x85 H 78 / All 290 imp. / giro imp. veneered / veneered ride

08MG160IGI 160x95 H 78 / All 380 imp. / giro imp. veneered / veneered ride

08MG130LGI 130x85 H 78 / All 290 laminato. / giro imp. laminate / veneered ride

08MG160LGI 160x95 H 78 / All 380 laminato. / giro imp. laminate / veneered ride

08MG130FGI 130x85 H 78 / All 290 fenix. / giro imp. fenix / veneered ride

08MG160FGI 160x95 H 78 / All 380 fenix. / giro imp. fenix / veneered ride



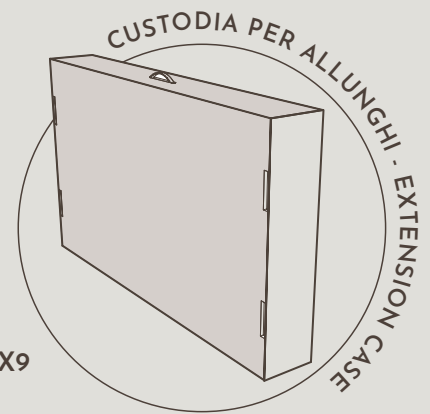
IMPIALLACCIATO
E LAMINATO
VENEERED AND LAMINATE

TOPAZIO

TAVOLO / TABLE

TAVOLO ALLUNGABILE.

PIANO IMPIALLACCIATO, FENIX E LAMINATO NELLE FINITURE COME TOP
BORDO ABS SP. 2,5, GIRO LEGNO MASSELLO H 13, GAMBE IN LEGNO MASSELLO 9X9
REALIZZABILE IN TUTTE LE FINITURE VEDI PAG. 144-156



EXTENDABLE TABLE.
VENEERED SURFACE, FENIX, AND LAMINATED TOP FINISHES, WITH ABS EDGE 2.5 THICKNESS,
SOLID WOOD SKIRT H 13, SOLID WOOD LEGS 9.5X9.5
AVAILABLE IN ALL FINISHES - SEE PAGE 144-156



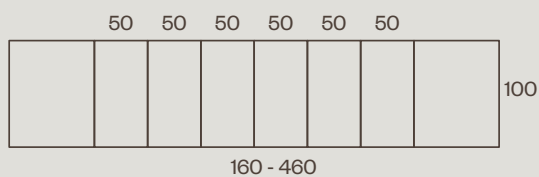
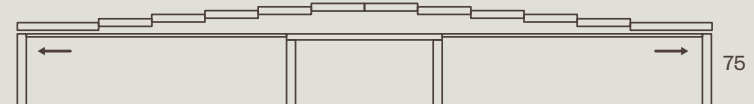
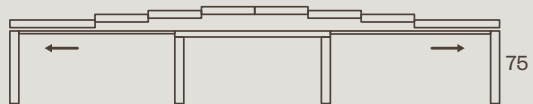
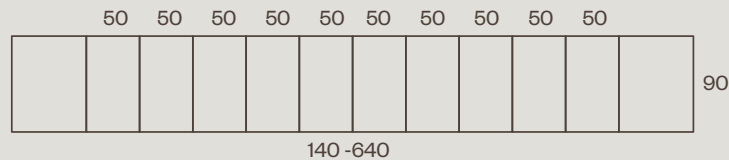
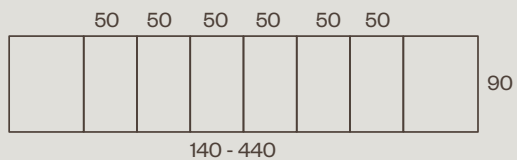
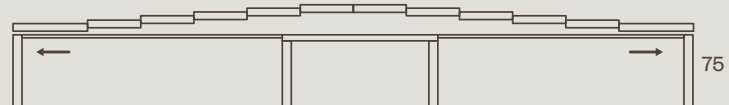
140 X 90 H 75
N.6 PROLUNGHE DA 50 / 6 EXTENSIONS CM 50

140 X 90 H 75
N.10 PROLUNGHE DA 50 / 10 EXTENSIONS CM 50 *



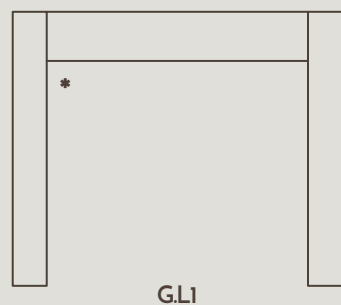
160 X 100
N.6 PROLUNGHE DA 50 / 6 EXTENSIONS CM 50

160 X 100 H 75
N.10 PROLUNGHE DA 50 / 10 EXTENSIONS CM 50 *



* 6 PROLUNGHE INTERNE E 4 ESTERNE CON CUSTODIA /
* 6 INTERNAL AND 4 EXTERNAL EXTENSIONS WITH CASE

STRUTTURA GAMBE A PONTE / STRUTTURA GAMBE A PONTE



* GAMBE STRUTTURA ALLUNGABILE ALL'INTERNO/
* GAMBE STRUTTURA ALLUNGABILE ALL'INTERNO

NON REALIZZABILE FUORI MISURA
NOT POSSIBLE OUT OF SIZE



DETTAGLIO ALLUNGO

EXTENSION DETAIL

IMPIALLACCIATO
E LAMINATO
VENEERED AND LAMINATE



STRUTTURA GAMBE
A PONTE
BRIDGE LEGS
STRUCTURE



CODICE / CODE

DIMENSIONI / DIMENSIONS

08TPO6140IGI	140X90 H 75 All 440 6 prolunghe imp. / giro imp. 6 extension veneered / veneered ride
08TPI0140IGI	140X90 H 75 All 640 10 prolunghe imp. / giro imp. 10 extension veneered / veneered ride
08TPO6160IGI	160X100 H 75 All 460 6 prolunghe imp. / giro imp. 6 extension veneered / veneered ride
08TPI0160IGI	160X100 H 75 All 660 10 prolunghe imp. / giro imp. 10 extension veneered / veneered ride
08TPO6140LGI	140X90 H 75 All 440 6 prolunghe laminato. / giro imp. 6 extension laminate / veneered ride
08TPI0140LGI	140X90 H 75 All 640 10 prolunghe laminato. / giro imp. 10 extension laminate / veneered ride
08TPO6160LGI	160X100 H 75 All 460 6 prolunghe laminato. / giro imp. 6 extension laminate / veneered ride
08TPI0160LGI	160X100 H 75 All 660 10 prolunghe laminato. / giro imp. 10 extension laminate / veneered ride
08TPO6140FGI	140X90 H 75 All 440 6 prolunghe fenix. / giro imp. 6 extension fenix / veneered ride
08TPI0140FGI	140X90 H 75 All 640 10 prolunghe fenix. / giro imp. 10 extension fenix / veneered ride
08TPO6160FGI	160X100 H 75 All 460 6 prolunghe fenix. / giro imp. 6 extension fenix / veneered ride
08TPI0160FGI	160X100 H 75 All 660 10 prolunghe fenix. / giro imp. 10 extension fenix / veneered ride



TOPAZIO



TAVOLI FRATINI E PANCHE IMPIALLACCIATI

NELLE FINITURE FRASSINO TINTO E LACCATO
A PORO APERTO

STORIA E TRADIZIONE

LA FORZA DEL LEGNO, IL RICHIAMO ALLA TRADIZIONE E IL GUSTO RUSTICO CARATTERIZZANO I TAVOLI FRATINI; TAVOLI SEMPLICI E AUSTERI ABBINABILI ALLE DIVERSE PANCHE DI LEGNO O IMBOTTITE.

VENEERED REFECTORY TABLES AND BENCHES

IN ASH STAINED AND OPEN-PORE LACQUERED FINISHES

HISTORY AND TRADITION

THE STRENGTH OF WOOD, THE HOMAGE TO TRADITION, AND THE RUSTIC CHARM DEFINE THE REFECTORY TABLES; SIMPLE AND AUSTERE TABLES THAT CAN BE PAIRED WITH VARIOUS WOODEN OR PADDED BENCHES.





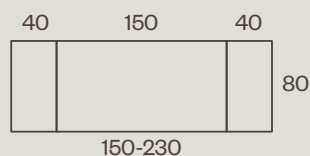
CROTON

TAVOLO / TABLE

TAVOLO FRATINO, ALLUNGABILE A RICHIESTA
IMPIALLACCIATO, PIANO SP. 3+2,
BORDO MASSELLO CON BASAMENTO A PILASTRO IN LEGNO MASSELLO.,
OPZIONALE 2 PROLUNGHE DA INSERIRE NELLE APPOSITE PIASTRE DATE IN DOTAZIONE
NELLE FINITURE FRASSINO TINTO E LACCATO A PORO APERTO VEDI PAG. 144-152

*REFECTORY TABLE, EXTENDABLE ON REQUEST, VENEERED, TOP THICKNESS 3+2,
SOLID EDGE WITH SOLID WOOD PILLAR BASE, 2 EXTENSIONS AVAILABLE ON REQUEST
TO BE INSERTED INTO THE PROVIDED PLATES.
IN STAINED ASH AND OPEN-PORE LACQUERED FINISHES, SEE PAGE 144-152*

150 X 80 H 79
N.2 PROLUNGHE DA 40 / N.2 EXTENSIONS CM 40



IMPIALLACCIATO E
LEGNO MASSELLO
VENEERED AND
SOLID WOOD





IMPIALLACCIATO E
LEGNO MASSELLO
VENEERED AND
SOLID WOOD



CODICE / CODE

DIMENSIONI / DIMENSIONS

08CN150W

150x80 H 79 / All 230

08CN150WP

40x80 prolunga extension



LOTO

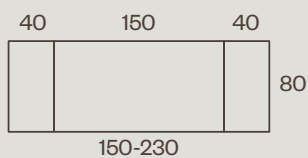
TAVOLO / TABLE

TAVOLO FRATINO, ALLUNGABILE A RICHIESTA
IMPIALLACCIATO, PIANO SP. 3+2,
BORDO CON BASAMENTO SAGOMATO IN LEGNO MASSELLO,
OPZIONALE 2 PROLUNGHE DA INSERIRE NELLE APPOSITE PIASTRE DATE IN DOTAZIONE
NELLE FINITURE FRASSINO TINTO E LACCATO A PORO APERTO VEDI PAG. 144-152

*REFECTORY TABLE, EXTENDEDABLE ON REQUEST, VENEERED, TOP THICKNESS 3+2,
WITH SOLID WOOD SHAPED BASE.*

*2 OPTIONAL EXTENSIONS TO BE INSERTED INTO THE PROVIDED PLATES
IN STAINED ASH AND OPEN-PORE LACQUERED FINISHES, SEE PAGE 144-152*

150 X 80 H 79
N.2 PROLUNGHE DA 40 / N.2 EXTENSIONS CM 40



IMPIALLACCIATO E
LEGNO MASSELLO
VENEERED AND
SOLID WOOD





IMPIALLACCIATO E
LEGNO MASSELLO
VENEERED AND
SOLID WOOD



CODICE / CODE

DIMENSIONI / DIMENSIONS

08OT150W

150x80 H 79 / All 230

08OT150WP

40x80 prolunga extension



SEDUM

TAVOLO / TABLE

TAVOLO FRATINO, ALLUNGABILE A RICHIESTA

IMPIALLACCIATO, PIANO SP. 4,

BORDO MASSELLO CON BASAMENTO INCLINATO IN LEGNO MASSELLO

OPZIONALE 2 PROLUNGHE DA INSERIRE NELLE APPOSITE PIASTRE DATE IN DOTAZIONE
NELLE FINITURE FRASSINO TINTO E LACCATO A PORO APERTO VEDI PAG. 144-152

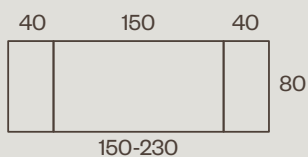
*REFECTORY TABLE, AVAILABLE EXTENDABLE ON REQUEST, VENEERED, TOP THICKNESS 4,
SOLID EDGE WITH INCLINED SOLID WOOD BASE.*

2 OPTIONAL EXTENSIONS TO BE INSERTED INTO THE PROVIDED PLATES

IN STAINED ASH AND OPEN-PORE LACQUERED FINISHES, SEE PAGE 144-152

150 X 80 H 79

PROLUNGHE DA 40 (INTERNE AL TAVOLO) / 150 X 80 H 78 N.2 EXTENSIONS ON REQUEST CM 40
(INSIDE THE TABLE)



IMPIALLACCIATO E
LEGNO MASSELLO
VENEERED AND
SOLID WOOD





IMPIALLACCIATO E
LEGNO MASSELLO
VENEERED AND
SOLID WOOD



CODICE / CODE

DIMENSIONI / DIMENSIONS

08UM150W 150x80 H 79 / All 230

08UM150WP 40x80 prolunga extension



SILENE

TAVOLO / TABLE

TAVOLO FRATINO ALLUNGABILE A RICHIESTA

IMPIALLACCIATO, PIANO SP. 4,

BORDO MASSELLO CON BASAMENTO INCLINATO IN LEGNO MASSELLO.

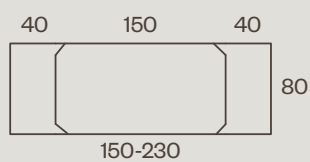
OPZIONALE 2 PROLUNGHE DA INSERIRE NELLE APPOSITE PIASTRE DATE IN DOTAZIONE
NELLE FINITURE FRASSINO TINTO E LACCATO A PORO APERTO VEDI PAG. 144-152

*REFECTORY TABLE, EXTENDABLE ON REQUEST, VENEERED, TOP THICKNESS 4,
SOLID EDGE WITH INCLINED SOLID WOOD BASE.*

*2 OPTIONAL EXTENSIONS TO BE INSERTED INTO THE PROVIDED PLATES
IN STAINED ASH AND OPEN-PORE LACQUERED FINISHES, SEE PAGE 144-152*

150 X 80 H 78

N.2 PROLUNGHE DA 40 / N.2 EXTENSIONS CM 40



IMPIALLACCIATO E
LEGNO MASSELLO
VENEERED AND
SOLID WOOD



TAVOLI FRATINI
E PANCHE
REFECTORY TABLES AND BENCHES



IMPIALLACCIATO E
LEGNO MASSELLO
VENEERED AND
SOLID WOOD



CODICE / CODE

DIMENSIONI / DIMENSIONS

08SE150W

150x80 H 78 / All 230

08SE150WP

40x80 prolunga extension



CICAS

PANCA / BENCH

PANCA COMPLETA AD ANGOLO IMPIALLACCIATA O LACCATA
CON SCHIENALE A FASCE, SEDUTE APRIBILI
NELLE FINITURE FRASSINO TINTO E LACCATO A PORO APERTO VEDI PAG. 144-152

*CORNER BENCH, AVAILABLE IN VENEERED OR LACQUERED FINISHES, WITH STRIPED
BACKREST AND FOLDABLE SEATS.*

IN STAINED ASH AND OPEN-PORE LACQUERED FINISHES, SEE PAGE 144-152

196 X 131

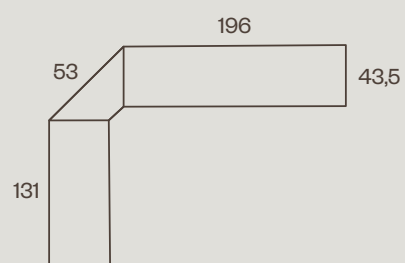
PANCA COMPLETA / COMPLETE BENCH

53 X 53

ELEMENTO ANGOLO SEDUTA E SCHIENALE /
CORNER ELEMENT SEAT AND BACKREST

H 85 X P 43,5

FIANCO PANCA / WOOD BENCH SIDE PANEL





PANCA IMPIALLACCIATA FRASSINO TINTO O LACCATO A PORO APERTO
BENCH IN STAINED OR OPEN PORE LACQUERED ASH VENEER



CODICE / CODE

DIMENSIONI / DIMENSIONS

0830CICW

196x131

ELEMENTI PANCA IMPIALLACCIATA FRASSINO TINTO O LACCATO A PORO APERTO

BENCH IN STAINED OR OPEN PORE LACQUERED ASH VENEER ELEMENTS



ELEMENTI LINEARI SEDUTE APRIBILI

LINEAR ELEMENTS OPENABLE SEATS

L 72 / SEDUTA E SCHIENALE


SEAT AND BACKREST

CODICE / CODE	DIMENSIONI / DIMENSIONS
0832CICW	72

L 137 / SEDUTA E SCHIENALE

SEAT AND BACKREST

CODICE / CODE	DIMENSIONI / DIMENSIONS
0831CICW	137



ELEMENTO ANGOLO

CORNER ELEMENT

53X53 / SEDUTA E SCHIENALE

SEAT AND BACKREST

CODICE / CODE	DIMENSIONI / DIMENSIONS
0833CICW	53x53



FIANCO PANCA

BENCH SIDE

FIANCO PANCA LEGNO

WOOD BENCH SIDE PANEL

CODICE / CODE	DIMENSIONI / DIMENSIONS
0835CICW	

NIGELLA

PANCA / BENCH

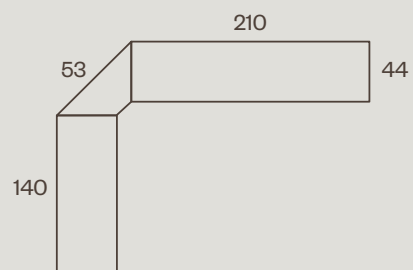
PANCA COMPLETA AD ANGOLO IMPIALLACCIATA O LACCATA
CON SCHIENALE FRESATO, SEDUTE APRIBILI
NELLE FINITURE FRASSINO TINTO E LACCATO A PORO APERTO VEDI PAG. 144-152

*CORNER BENCH, AVAILABLE IN VENEERED OR LACQUERED FINISHES,
MILLED BACKREST AND FOLDABLE SEATS
IN STAINED ASH AND OPEN-PORE LACQUERED FINISHES, SEE PAGE 144-152*

210 X 140
PANCA COMPLETA / COMPLETE BENCH

53 X 53
ELEMENTO ANGOLO SEDUTA E SCHIENALE /
CORNER ELEMENT SEAT AND BACKREST

H 85 X P 43,5
FIANCO PANCA / WOOD BENCH SIDE PANEL





PANCA IMPIALLACCIATA FRASSINO TINTO O LACCATO A PORO APERTO

BENCH IN STAINED OR OPEN PORE LACQUERED ASH VENEER



CODICE / CODE


DIMENSIONI / DIMENSIONS

0830NIGW

210x140

ELEMENTI PANCA IMPIALLACCIATA FRASSINO TINTO O LACCATO A PORO APERTO

BENCH IN STAINED OR OPEN PORE LACQUERED ASH VENEER ELEMENTS



ELEMENTI LINEARI SEDUTE APRIBILI

LINEAR ELEMENTS OPENABLE SEATS

L 87 / SEDUTA E SCHIENALE


SEAT AND BACKREST

CODICE / CODE	DIMENSIONI / DIMENSIONS
0832NIGW	87

L 157 / SEDUTA E SCHIENALE

SEAT AND BACKREST

CODICE / CODE	DIMENSIONI / DIMENSIONS
0831NIGW	157



ELEMENTO ANGOLO

CORNER ELEMENT

53X53 / SEDUTA E SCHIENALE

SEAT AND BACKREST

CODICE / CODE	DIMENSIONI / DIMENSIONS
0833NIGW	53x53



FIANCO PANCA

BENCH SIDE

FIANCO PANCA LEGNO

WOOD BENCH SIDE PANEL

CODICE / CODE	DIMENSIONI / DIMENSIONS
0835NIGW	

EDERA

PANCA / BENCH

PANCA COMPLETA AD ANGOLO IMPIALLACCIATA O LACCATA
CON SCHIENALE A TELAIO 45° E BUGNA, SEDUTE APRIBILI
NELLE FINITURE FRASSINO TINTO E LACCATO A PORO APERTO VEDI PAG. 144-152

*CORNER BENCH, AVAILABLE IN VENEERED OR LACQUERED FINISHES,
WITH A 45° FRAMED BACKREST AND CENTRAL PANEL, FOLDABLE SEATS
IN STAINED ASH AND OPEN-PORE LACQUERED FINISHES, SEE PAGE 144-152*

196 X 131

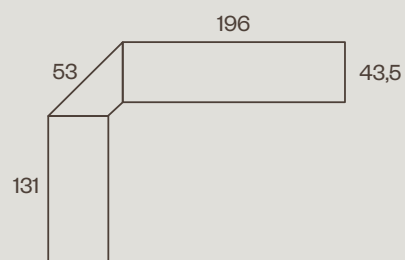
PANCA COMPLETA / COMPLETE BENCH

53 X 53

ELEMENTO ANGOLO SEDUTA E SCHIENALE /
CORNER ELEMENT SEAT AND BACKREST

H 85 X P 43,5

FIANCO PANCA / WOOD BENCH SIDE PANEL





PANCA IMPIALLACCIATA FRASSINO TINTO O LACCATO A PORO APERTO

BENCH IN STAINED OR OPEN PORE LACQUERED ASH VENEER



CODICE / CODE

DIMENSIONI / DIMENSIONS

0830EDRW

196x131

ELEMENTI PANCA IMPIALLACCIATA FRASSINO TINTO O LACCATO A PORO APERTO

BENCH IN STAINED OR OPEN PORE LACQUERED ASH VENEER ELEMENTS



ELEMENTI LINEARI SEDUTE APRIBILI

LINEAR ELEMENTS OPENABLE SEATS

L 72 / SEDUTA E SCHIENALE

SEAT AND BACKREST

CODICE / CODE	DIMENSIONI / DIMENSIONS
0832EDRW	72

L 137 / SEDUTA E SCHIENALE

SEAT AND BACKREST

CODICE / CODE	DIMENSIONI / DIMENSIONS
0831EDRW	137



ELEMENTO ANGOLO

CORNER ELEMENT

53X53 / SEDUTA E SCHIENALE

SEAT AND BACKREST

CODICE / CODE	DIMENSIONI / DIMENSIONS
0833EDRW	53x53



FIANCO PANCA

BENCH SIDE

FIANCO PANCA LEGNO

WOOD BENCH SIDE PANEL

CODICE / CODE	DIMENSIONI / DIMENSIONS
0835EDRW	

CAMBRIA

PANCA / BENCH

PANCA COMPLETA AD ANGOLO IMPIALLACCIATA O LACCATA
CON SCHIENALE A TELAIO E BUGNA, SEDUTE APRIBILI
NELLE FINITURE FRASSINO TINTO E LACCATO A PORO APERTO VEDI PAG. 144-152

*CORNER BENCH, AVAILABLE IN VENEERED OR LACQUERED FINISHES,
FRAMED BACKREST AND CENTRAL PANEL, FOLDABLE SEATS
IN STAINED ASH AND OPEN-PORE LACQUERED FINISHES, SEE PAGE 144-152*

196 X 131

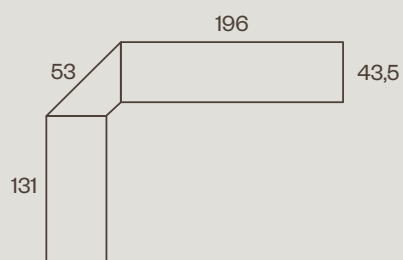
PANCA COMPLETA / COMPLETE BENCH

53 X 53

ELEMENTO ANGOLO SEDUTA E SCHIENALE /
CORNER ELEMENT SEAT AND BACKREST

H 85 X P 43,5


FIANCO PANCA / WOOD BENCH SIDE PANEL





PANCA IMPIALLACCIATA FRASSINO TINTO O LACCATO A PORO APERTO

BENCH IN STAINED OR OPEN PORE LACQUERED ASH VENEER



CODICE / CODE

DIMENSIONI / DIMENSIONS

0830CMBW

196x131

ELEMENTI PANCA IMPIALLACCIATA FRASSINO TINTO O LACCATO A PORO APERTO

BENCH IN STAINED OR OPEN PORE LACQUERED ASH VENEER ELEMENTS



ELEMENTI LINEARI SEDUTE APRIBILI

LINEAR ELEMENTS OPENABLE SEATS

L 72 / SEDUTA E SCHIENALE

SEAT AND BACKREST

CODICE / CODE DIMENSIONI / DIMENSIONS

0832CMBW 72

L 137 / SEDUTA E SCHIENALE

SEAT AND BACKREST

CODICE / CODE DIMENSIONI / DIMENSIONS

0831CMBW 137



ELEMENTO ANGOLO

CORNER ELEMENT

53X53 / SEDUTA E SCHIENALE

SEAT AND BACKREST

CODICE / CODE DIMENSIONI / DIMENSIONS

0833CMBW 53x53



FIANCO PANCA

BENCH SIDE

FIANCO PANCA LEGNO CON BRACCIOLO

WOOD BENCH SIDE PANEL WITH ARM

CODICE / CODE DIMENSIONI / DIMENSIONS

0835CMBW

ALSOBIA

PANCA / BENCH

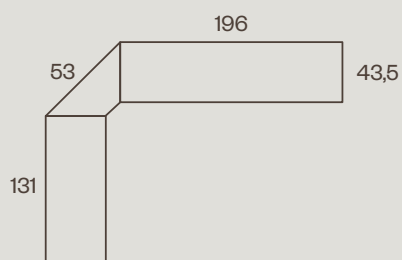
PANCA COMPLETA AD ANGOLO IMPIALLACCIATA O LACCATA
CON SCHIENALE E BUGNA, SEDUTE APRIBILI
NELLE FINITURE FRASSINO TINTO E LACCATO A PORO APERTO VEDI PAG. 144-152

*CORNER BENCH, AVAILABLE IN VENEERED OR LACQUERED FINISHES,
WITH BACKREST AND CENTRAL PANEL, FOLDABLE SEATS
IN STAINED ASH AND OPEN-PORE LACQUERED FINISHES, SEE PAGE 144-152*

196 X 131
PANCA COMPLETA / COMPLETE BENCH

53 X 53
ELEMENTO ANGOLO SEDUTA E SCHIENALE /
CORNER ELEMENT SEAT AND BACKREST

H 85 X P 43,5
FIANCO PANCA / WOOD BENCH SIDE PANEL





PANCA IMPIALLACCIATA FRASSINO TINTO O LACCATO A PORO APERTO

BENCH IN STAINED OR OPEN PORE LACQUERED ASH VENEER



CODICE / CODE

DIMENSIONI / DIMENSIONS

0830ALW

196x131

ELEMENTI PANCA IMPIALLACCIATA FRASSINO TINTO O LACCATO A PORO APERTO

BENCH IN STAINED OR OPEN PORE LACQUERED ASH VENEER ELEMENTS



ELEMENTI LINEARI SEDUTE APRIBILI

LINEAR ELEMENTS OPENABLE SEATS

L 72 / SEDUTA E SCHIENALE

SEAT AND BACKREST

CODICE / CODE	DIMENSIONI / DIMENSIONS
O832ALW	72

L 137 / SEDUTA E SCHIENALE

SEAT AND BACKREST

CODICE / CODE	DIMENSIONI / DIMENSIONS
O831ALW	137



ELEMENTO ANGOLO

CORNER ELEMENT

53X53 / SEDUTA E SCHIENALE

SEAT AND BACKREST

CODICE / CODE	DIMENSIONI / DIMENSIONS
O833ALW	53x53



FIANCO PANCA

BENCH SIDE

FIANCO PANCA LEGNO

WOOD BENCH SIDE PANEL

CODICE / CODE	DIMENSIONI / DIMENSIONS
O835ALW	

FINITURE E TIPOLOGIE GAMBE

FINISHES / TABLE LEGS TYPES



FINITURE MODELLI CUCINE

KITCHENS FINISHES

AGNESE

CLAUDIA

GALLERY

LAURA

PANTHEON

PROVENZA

VERONICA

CONTEMPO

GRACE

IRIS

OPRAH

SELMA



TIPOLOGIE GAMBE

TABLE LEGS TYPES

G.A1



7,6x7,6CM

G.A2



D.8CM

G.B1



6x6CM

G.B2



6x6CM

G.B3



D.6,2CM

G.B4



6x6CM

DISPONIBILI PER PIANA:
AVAILABLE FOR TABLE TOP:

AGATA

DISPONIBILI PER PIANA:
AVAILABLE FOR TABLE TOP:

**CORALLO
QUARZO
DIASPRO
ZIRCONE LIBRO**

G.C1



6,5x6,5cm

G.C2



D.6,8cm

G.C3



6,8x6,8cm

G.C4



7x7cm

G.C5



7x7cm

G.C6



7,6x7,6cm

DISPONIBILI PER PIANA:
AVAILABLE FOR TABLE TOP:

AMETISTA

ZAFFIRO

ZAFFIRO ROTONDO

MADREPERLA

MADREPERLA ROTONDO

GIADA

CORNIOLA

SODALITE

SMERALDO LIBRO

OPALE LIBRO

G.D1



D.8CM

DISPONIBILI PER PIANA:
AVAILABLE FOR TABLE TOP:

RUBINO

G.G1



D.9CM

DISPONIBILI PER PIANA:
AVAILABLE FOR TABLE TOP:

AMBRA

G.F1



9x9CM

G.F2



7x7CM

G.F3



D.11CM

DISPONIBILI PER PIANA:
AVAILABLE FOR TABLE TOP:

SALGEMMA

G.H1



7x7CM

G.H2



7x7CM

DISPONIBILI PER PIANA:
AVAILABLE FOR TABLE TOP:

AZZURRITE

STRUTTURA GAMBE A PONTE BRIDGE LEGS STURCTURE



7X7 CM

DISPONIBILI PER PIANA:
AVAILABLE FOR TABLE TOP:

TURCHESE



9X9 CM

DISPONIBILI PER PIANA:
AVAILABLE FOR TABLE TOP:

TOPAZIO



9X9 CM


DISPONIBILI PER PIANA:
AVAILABLE FOR TABLE TOP:

MANGANO

FINITURE LEGNO


WOOD FINISHES

AGNESE STYLE (FINITURE COME ANTA / SAME FINISHES AS THE DOORS)



(OPZ.609N)

FRASSINO BIANCO ASSOLUTO
ABSOLUTE WHITE ASH



(OPZ.606N)

FRASSINO BIANCO CAMELIA
CAMELLIA WHITE ASH




(OPZ.247S)

FRASSINO LINO
LINEN ASH



(OPZ.592)

FRASSINO CAMMELLO
CAMEL ASH



(OPZ.244S)

FRASSINO GRIGIO TRAFFICO
TRAFFIC GREY ASH




(OPZ.2493)

FRASSINO GRIGIO MINERALE
MINERAL GREY ASH




(OPZ.2492)

FRASSINO VERDE CELADON
CELADON GREEN ASH



(OPZ.2479)


FRASSINO VERDE CINABRO
CINABRO GREEN ASH



(OPZ.2494)

FRASSINO ROSSO GRANATO
GARNET RED ASH


CLAUDIA (FINITURE COME ANTA / SAME FINISHES AS THE DOORS)



FRASSINO BIANCO LACCATO
WHITE LACQUERED ASH



FRASSINO CORDA
JUTE ASH



FRASSINO ARGILLA
CLAY ASH




FRASSINO PANNA
CREAM ASH




FRASSINO TINTO NOCE
WALNUT-STAINED ASH

GALLERY (FINITURE COME ANTA / SAME FINISHES AS THE DOORS)




FRASSINO BIANCO ASSOLUTO
ABSOLUTE WHITE ASH



FRASSINO CORDA GRIGIO
GREY JUTE ASH



FRASSINO VISONE DECAPÈ
PICKLED MINK ASH



FRASSINO TABACCO DECAPÈ
PICKLED TOBACCO ASH



FRASSINO TINTO ROVERE NATURALE
PICKLED MINK ASH




FRASSINO PIOMBO
LEAD ASH


LAURA (FINITURE COME ANTA / SAME FINISHES AS THE DOORS)



FRASSINO BIANCO
PICKLED WHITE ASH



FRASSINO CORDA
PICKLED GREY JUTE ASH



FRASSINO AVORIO
PICKLED IVORY ASH



FRASSINO GRIGIO FUMO
PICKLED SMOKE GREY ASH



FRASSINO BIANCO CAMELIA VINTAGE
VINTAGE CAMELLIA WHITE ASH




FRASSINO TINTO NOCE
WALNUT-STAINED ASH


PROVENZA (FINITURE COME ANTA / SAME FINISHES AS THE DOORS)



FRASSINO TINTO ROVERE MIELATO
HONEY OAK ASH



FRASSINO TINTO ROVERE BIANCO
WHITE OAK ASH




FRASSINO ROVERE GRIGIO TERRA
EARTH GREY OAK ASH




FRASSINO NOCE CANALETTO
CANALETTO WALNUT ASH


FINITURE LACCATO PORO CHIUSO, STRUTTURA FAGGIO / CLOSED PORE LACQUERED FINISHES, BEECH STRUCTURE



FAGGIO LACCATO BIANCO CONCHIGLIA
LACQUERED BEECH WHITE SHELL



FAGGIO LACCATO LINO
LACQUERED BEECH LINEN



FAGGIO LACCATO MANDORLA
LACQUERED BEECH ALMOND



FAGGIO LACCATO COLONIALE
LACQUERED BEECH COLONIAL




FAGGIO LACCATO CARBON
LACQUERED BEECH CARBON


VERONICA (FINITURE COME ANTA / SAME FINISHES AS THE DOORS)




FRASSINO BIANCO DECAPÈ
PICKLED WHITE ASH



FRASSINO ARGILLA DECAPÈ GRIGIO
PICKLED CLAY GREY ASH



FRASSINO LACCATO BIANCO ASSOLUTO DECAPATO GRIGIO
SOLID WALNUT ABSOLUTE WHITE
LACQUERED PICKLED GREY ASH



FRASSINO TINTO NOCE
WALNUT-STAINED ASH




FRASSINO TINTO CASTAGNO NATURALE
NATURAL CHESTNUT-STAINED ASH




FRASSINO LACCATO BIANCO ARTICO
LACQUERED ASH ARCTIC WHITE




FRASSINO LACCATO SAHARA
LACQUERED ASH SAHARA




FRASSINO LACCATO CAMELLO
LACQUERED ASH CAMEL




FRASSINO LACCATO GRIGIO LUCE
LACQUERED ASH LIGHT GREY



FRASSINO LACCATO GRIGIO FUMO
LACQUERED ASH SMOKE GREY



FRASSINO LACCATO GRIGIO REALE
LACQUERED ASH ROYAL GREY



FRASSINO LACCATO PIOMBO
LACQUERED ASH LEAD

PANTHEON (FINITURE COME ANTA / SAME FINISHES AS THE DOORS)


DECAPÈ ARGENTO SILVER PICKLED



FRASSINO BIANCO GHIACCIO
ICE WHITE ASH
(OPZ.P05A)



FRASSINO CANAPA
HEMP ASH
(OPZ.P12A)



FRASSINO CARRUBA
CAROB ASH
(OPZ.P30A)



FRASSINO CREMA
CREAM ASH
(OPZ.P08A)



FRASSINO GRAFITE
GRAPHITE ASH
(OPZ.P46A)



FRASSINO NERO
BLACK ASH
(OPZ.P50A)



FRASSINO OLIVA
OLIVE ASH
(OPZ.P20A)



FRASSINO GRIGIO CHIARO
LIGHT GREY ASH
(OPZ.P40A)

DECAPÈ ORO GOLD PICKLED



FRASSINO BIANCO GHIACCIO
ICE WHITE ASH
(OPZ.P05D)




FRASSINO CANAPA
HEMP ASH
(OPZ.P12D)




FRASSINO CARRUBA
CAROB ASH
(OPZ.P30D)



FRASSINO CREMA
CREAM ASH
(OPZ.P08D)



FRASSINO GRAFITE
GRAPHITE ASH
(OPZ.P46D)



FRASSINO NERO
BLACK ASH
(OPZ.P50D)



FRASSINO OLIVA
OLIVE ASH
(OPZ.P20D)



FRASSINO GRIGIO CHIARO
LIGHT GREY ASH
(OPZ.P40D)



FRASSINO TINTO CILIEGIO
STAINED CHERRY ASH
(OPZ.P32D)

* FINITURE NON DISPONIBILI PER IL TAVOLO AMETISTA / FINISHES NOT AVAILABLE FOR AMETISTA TABLE

DECAPÈ GRIGIO GREY PICKLED



FRASSINO BIANCO GHIACCIO
ICE WHITE ASH
(OPZ.P05R)

DECAPÈ BIANCO WHITE PICKLED



FRASSINO ARGILLA
CLAY ASH
(OPZ.P15B)



FRASSINO CANAPA
HEMP ASH
(OPZ.P12B)

PORO APERTO OPEN PORE




FRASSINO BIANCO GHIACCIO
ICE WHITE ASH
(OPZ.P05P)



FRASSINO CREMA
CREAM ASH
(OPZ.P08P)



FRASSINO GRIGIO CHIARO
LIGHT GREY ASH
(OPZ.P40P)



FRASSINO TINTO CICLIEGIO
STAINED CHERRY ASH
(OPZ.P32P)


CONTEMPO (FINITURE COME ANTA / SAME FINISHES AS THE DOORS)



**FRASSINO LACCATO BIANCO
A PORO APERTO**
OPEN-PORE WHITE
LACQUERED ASH




**FRASSINO LACCATO TORTORA
A PORO APERTO**
OPEN-PORE DOVE GREY
LACQUERED ASH



**FRASSINO LACCATO ARGILLA
A PORO APERTO**
OPEN-PORE CLAY LACQUERED ASH


GRACE (FINITURE COME ANTA / SAME FINISHES AS THE DOORS)




**FRASSINO LACCATO BIANCO
CAMELIA A PORO APERTO**
OPEN-PORE CAMELLIA
WHITE LACQUERED ASH



**FRASSINO LACCATO
GRIGIO REALE A PORO APERTO**
OPEN-PORE ROYAL GREY
LACQUERED ASH



**FRASSINO LACCATO
ARGILLA DECAPÈ A PORO APERTO**
OPEN-PORE PICKLED CLAY
LACQUERED ASH




**FRASSINO LACCATO
VERDE CINNABRO A PORO APERTO**
OPEN-PORE CINABRO GREEN
LACQUERED ASH




*** FRASSINO TINTO NOCE
A PORO APERTO**
OPEN-PORE WALNUT-STAINED ASH

IRIS (FINITURE COME ANTA / SAME FINISHES AS THE DOORS)




**BIANCO CAMELIA
A PORO APERTO**
OPEN-PORE CAMELLIA WHITE



BIANCO ASSOLUTO
ABSOLUTE WHITE



LINO
LINEN



GRIGIO TRAFFICO
TRAFFIC GREY

OPRAH (FINITURE COME ANTA / SAME FINISHES AS THE DOORS)



BIANCO ANTICO DECAPÈ
PICKLED ANTIQUE WHITE



BIANCO CAMELIA
CAMELLIA WHITE



CAMELLO
CAMEL



TINTO NOCE
WALNUT-STAINED


SELMA (FINITURE COME ANTA / SAME FINISHES AS THE DOORS)



**FRASSINO LACCATO BIANCO
A PORO APERTO**
OPEN-PORE WHITE
LACQUERED ASH



**FRASSINO LACCATO LINO
A PORO APERTO**
OPEN-PORE LINEN
LACQUERED ASH



**FRASSINO LACCATO
VERDE FIORDO A PORO APERTO**
OPEN-PORE FIORDO GREEN
LACQUERED ASH




**FRASSINO GRIGIO TRAFFICO
A PORO APERTO**
OPEN-PORE TRAFFIC GREY ASH

FINITURE LACCATE

LACQUERED FINISHES

LACCATO A PORO APERTO STRUTTURA FRASSINO

STRUCTURE IN OPEN PORE LACQUERED ASH



(OPZ.740SA)

BIANCO ASSOLUTO
ABSOLUTE WHITE




(OPZ.740IA)

BIANCO CALDO
WARM WHITE



(OPZ.9513A)

LINO
LINEN




(OPZ.9531A)

FUMO
SMOKE




(OPZ.125SA)

ROSSO
RED




(OPZ. 95F1A)

GRIGIO LAVA
LAVA GREY




(OPZ.95F5A)

NEBBIA
FOG




(OPZ.8257A)

GIALLO DIGIONE
DIGIONE YELLOW




(OPZ.8385A)

AZZURRO OTTANIO
TEAL BLUE




(OPZ.8481A)

VERDE CINABRO
CINABRO GREEN



(OPZ.8483A)

VERDE BORNEO
BORNEO GREEN



(OPZ.8633A)

GRANATO
GRANATO



(OPZ.8887A)

COTTO
COCKED



(OPZ.8485A)

VERDE CELADON
CELADON GREEN




(OPZ.W720A)

BIANCO CONCHIGLIA
WHITE SHELL




(OPZ.W770A)

LINO
LINEN




(OPZ.W820A)

MANDORLA
ALMOND



(OPZ.W870A)

COLONIALE
COLONIAL




(OPZ.W920A)

CARBONA
CARBON


LACCATO A PORO CHIUSO STRUTTURA FAGGIO

STRUCTURE IN CLOSED PORE LACQUERED BEECH




(OPZ.740S)

BIANCO ASSOLUTO
ABSOLUTE WHITE




(OPZ.740I)

BIANCO CALDO
WARM WHITE



(OPZ.95I3)

LINO
LINEN




(OPZ.953I)

FUMO
SMOKE




(OPZ.125S)

ROSSO
RED




(OPZ. 95F1)

GRIGIO LAVA
LAVA GREY




(OPZ.95F5)

NEBBIA
FOG



(OPZ.8257)

GIALLO DIGIONE
DIGIONE YELLOW




(OPZ.8385)

AZZURRO OTTANIO
TEAL BLUE



(OPZ.8481)

VERDE CINABRO
CINABRO GREEN



(OPZ.8483)

VERDE BORNEO
BORNEO GREEN



(OPZ.8633)

GRANATO
GRANATO



(OPZ.8887)

COTTO
COOKED




(OPZ.4485)

VERDE CELADON
CELADON GREEN

TINTO NOCE A PORO CHIUSO STRUTTURA FAGGIO

STRUCTURE IN CLOSED PORE WALNUT-STAINED BEECH




(OPZ.N01)

FAGGIO TINTO NOCE
WALNUT-STAINED BEECH

*
REALIZZABILE SOLO PER I MODELLI: SALGEMMA, AZZURRITE, QUARZO, DIASPRO
AVAILABLE FOR MODELS ONLY: SALGEMMA; AZZURRITE, QUARZO, DIASPRO

FINITURE FENIX

FENIX FINISHES



BIANCO CALDO
WARM WHITE



BEIGE ARIZONA
ARIZONA BEIGE



CASTORO
BEAVER



FUMO
SMOKE



VERDE KITAMI
KITAMI GREEN




VERDE COMODORO
COMODORO GREEN




GRIGIO ANTRIM
ANTRIM GREY



BRONZO DOHA
DOHA BRONZE




BLU SHABA
SHABA BLUE




GRIGIO ARAGONA
ARAGONA GREY



NERO
BLACK




GRIGIO BROMO
BROMINE GREY



ROSSO ASKJA
ASKJA RED


FINITURE LAMINATO EFFETTO PIETRA/MARMO

MARBLE/STONE EFFECT LAMINATE FINISHES




(OPZ.309C)

BIANCO ALPINO FINITURA TOUCH
ALPINE-WHITE WITH TOUCH FINISH




(OPZ.6019)

CALACATTA FINITURA MN
CALACATTA WITH MN FINISH



(OPZ.5025)

BRASS FINITURA FLASH
BRASS WITH FLASH FINISH




(OPZ.9765)

IRON FINITURA TOUCH
IRON WITH TOUCH FINISH




(OPZ.3476)

MARMO ELITE FINITURA KER
ELITE MARBLE WITH KER FINISH




(OPZ.6101)

**BRECCIA IMPERIALE
FINITURA VELVET**
IMPERIAL BREACH VELVET FINISH




(OPZ.2669)

PIETRA GRIGIA FINITURA VELVET
GRAY STONE VELVET FINISH



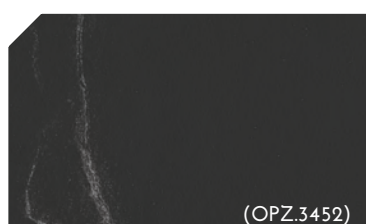
(OPZ.SH10)

STONE CLOUDY FINITURA REAL
CLOUDY STONE WITH REAL FINISH



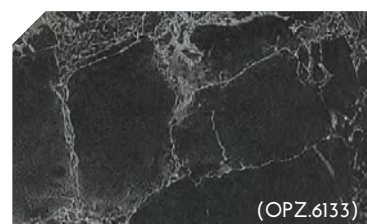
(OPZ.6089)

KASPIO ORO FINITURA FLASH
GOLD KASPIO WITH FLASH FINISH




(OPZ.3452)

IMPERIAL BLACK FINITURA KER
BLACK IMPERIAL WITH KER FINISH




(OPZ.6133)

DARK FINITURA MN
DARK WITH MN FINISH



(OPZ.6152)

BIANCO LASA FINITURA MN
LASA WHITE WITH MN FINISH




(OPZ.7451)

CALCE SALE
SALT LIME




(OPZ.7708)

CALCE RENA
RENA LIME



(OPZ.8877)

CALCE ROCCIA
ROCK LIME



(OPZ.9649)

CALCE PIOMBO
LEAD LIME


FINITURE LAMINATO EFFETTO PIETRA/MARMO

MARBLE/STONE EFFECT LAMINATE FINISHES



(OPZ.9645)

MARMO WHITE YULE
WHITE YULE MARBLE




(OPZ.8870)

MARMO VENATO GRIGIO
GREY VEINED MARBLE




(OPZ.9634)

JUTA STONE
JUTA STONE




(OPZ.9635)

GREY STONE
GREY STONE




(OPZ.8869)

BRONZE STONE
BRONZE STONE




(OPZ.9646)

KEA
KEA




(OPZ.5568)

MALTA VISONE VINTAGE FIN. PLAMKY
/ VINTAGE MINK MORTAR
W/PLAMKY FINISH




(OPZ.6074)

MARMO NUVOLATO FIN. PLAMKY
CLOUDLIKE MARBLE W/PLAMKY FIN.



(OPZ.LM11)

OLD WHITE FINITURA URBAN
OLD WHITE WITH URBAN FINISH




(OPZ.LM12)

OLD GREY FINITURA URBAN
OLD GREY WITH URBAN FINISH



(OPZ.LM13)

OLD DARK FINITURA URBAN
OLD DARK WITH URBAN FINISH




(OPZ.3366)

LUSERNA FINITURA LUNA
LUSERNA WITH LUNA FINISH




(OPZ.L933)

FERRO FINITURA OSSIDATA
IRON WITH OXIDIZED FINISH




(OPZ.L934)

PELTRO FINITURA OSSIDATA
PEWTER WITH OXIDIZED




(OPZ.6105)

CREMA MARFIL FINITURA VELVET
MARFIL CREAM WITH VELVET FINISH




(OPZ.LM14)

OLD BLACK FINITURA URBAN
OLD BLACK WITH URBAN




(OPZ.3520)

ONICE PERLA FINITURA KER
ONYCE PEARL WITH KER FINISH




(OPZ.3522)

MARMO GUATEMALA FINITURA URBAN
GUATEMALAN MARBLE
WITH URBAN FINISH




(OPZ.3516)

DARK SHELL FINITURA LUNA
SHELL DARK WITH MOON FINISH




(OPZ.3515)

LIGHT SHELL FINITURA LUNA
SHELL LIGHT WITH MOON FINISH




(OPZ.3540)

CRISTALLOBIANCOFINITURALUNA
WHITE CRYSTAL WITH MOON FINISH




(OPZ.3517)

MASADA FINITURA LUNA
MASADA WITH MOON FINISH



(OPZ.3482)

SAMAS FINITURA URBAN
SAMAS WITH URBAN



(OPZ.3536)

VULCANO ORO FINITURA LUNA
GOLD VOLCANO WITH MOON FINISH

PROGETTO E COORDINAMENTO:
UFFICIO R&S
UFFICIO MKT
'LUBE SERVICE & ENGINEERING S.R.L.'

GRAFICA E DIGITAL PHOTOGRAPHY:
STUDIO FERRIANI

FOTOLITO:
STUDIO 59 PREPRESS

**LUBE INDUSTRIES SRL È DOTATA DI SISTEMI DI GESTIONE
PER LA QUALITÀ E LA SALUTE E SICUREZZA,
IN CONFORMITÀ ALLE NORME UNI EN ISO 9001, E BS OHSAS 18001.
VISITA IL NOSTRO SITO WWW.CUCINELUBE.IT PER MAGGIORI INFORMAZIONI.**

LA LUBE INDUSTRIES SRL SI RISERVA LA FACOLTA' DI APPORTARE IN OGNI MOMENTO E
SENZA PREAVVISO QUALSIASI MODIFICA TECNICA E CROMATICA RITENUTE UTILI AL
MIGLIORAMENTO DEI PROPRI PRODOTTI.
I CAMPIONI E I COLORI RIPRODOTTI SONO PURAMENTE INDICATIVI.
LA RAPPRESENTAZIONE IN STAMPA PUO' ALTERARE LE TONALITA' DEI COLORI.

LUBE INDUSTRIES SRL RESERVES THE RIGHT TO MAKE AT ANY TIME AND WITHOUT PRIOR NOTICE ANY
TECHNICAL AND COLOUR MODIFICATION DEEMED USEFUL FOR THE IMPROVEMENT OF ITS PRODUCTS.
THE SHOWN SAMPLES AND COLOURS ARE PURELY INDICATIVE.
PRINTED REPRESENTATION MAY ALTER THE ACTUAL COLOUR TONES.